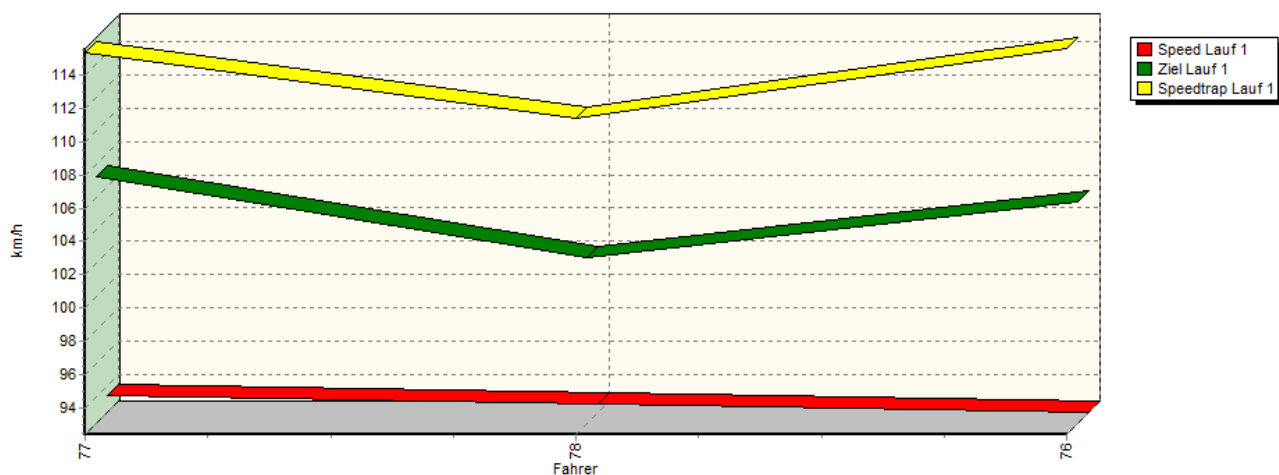
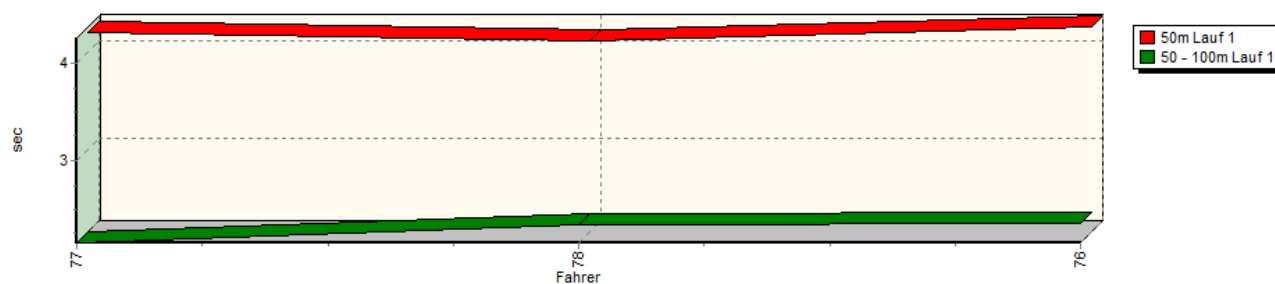


## Sektorzeiten & Speeds - Training - Gruppe A/F/CTC

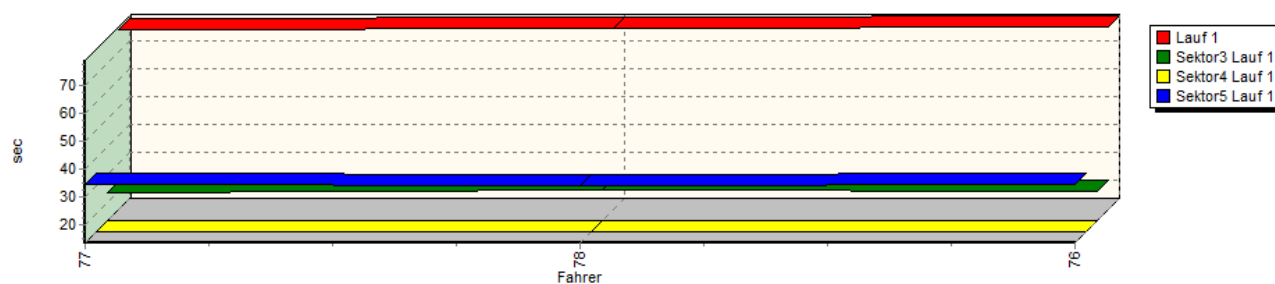
Speed-Diagramm Lauf 1



Sektor-Diagramm (Start) Lauf 1

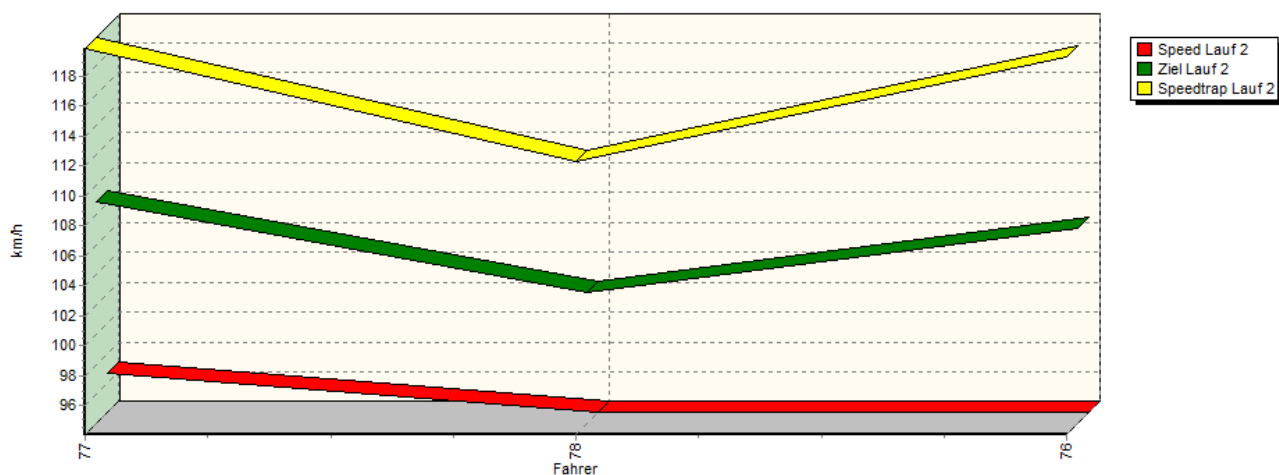


Sektor-Diagramm (Rest) Lauf 1

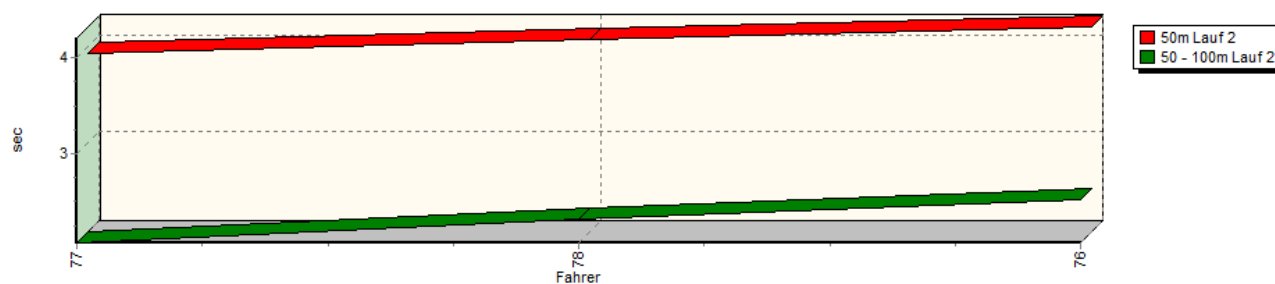


## Sektorzeiten & Speeds - Training - Gruppe A/F/CTC

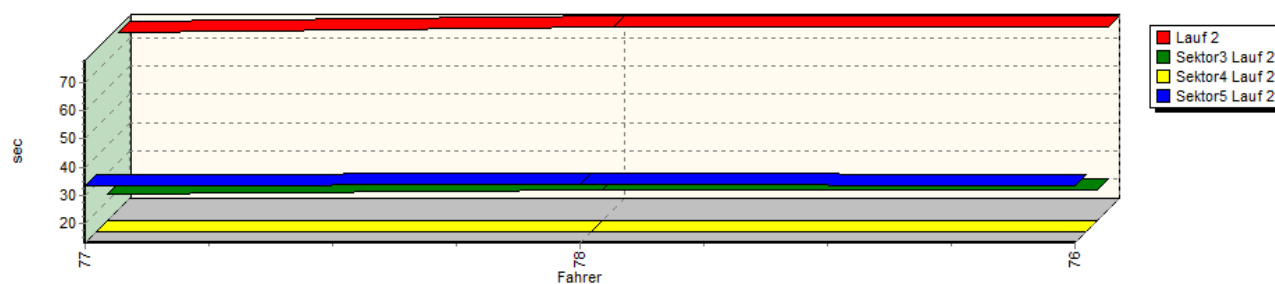
Speed-Diagramm Lauf 2



Sektor-Diagramm (Start) Lauf 2

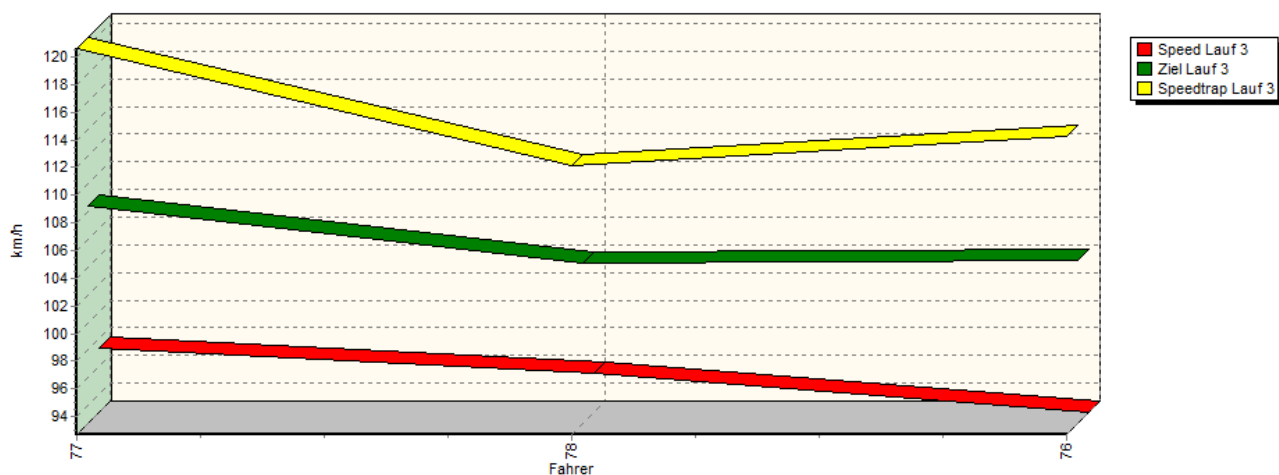


Sektor-Diagramm (Rest) Lauf 2

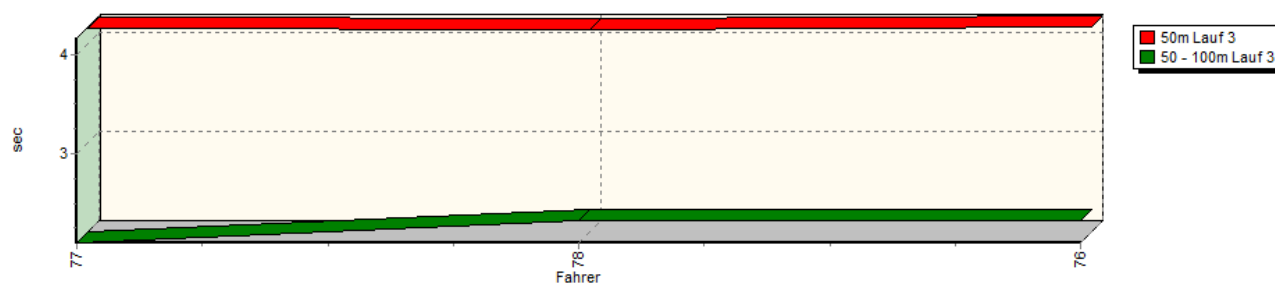


## Sektorzeiten & Speeds - Training - Gruppe A/F/CTC

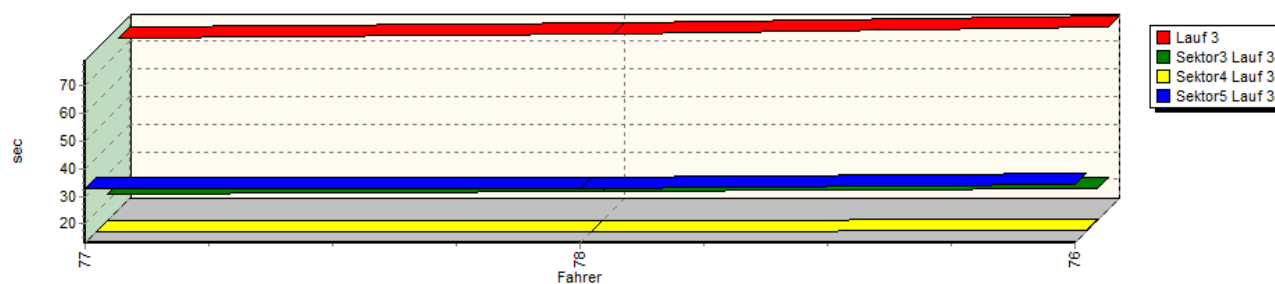
Speed-Diagramm Lauf 3



Sektor-Diagramm (Start) Lauf 3

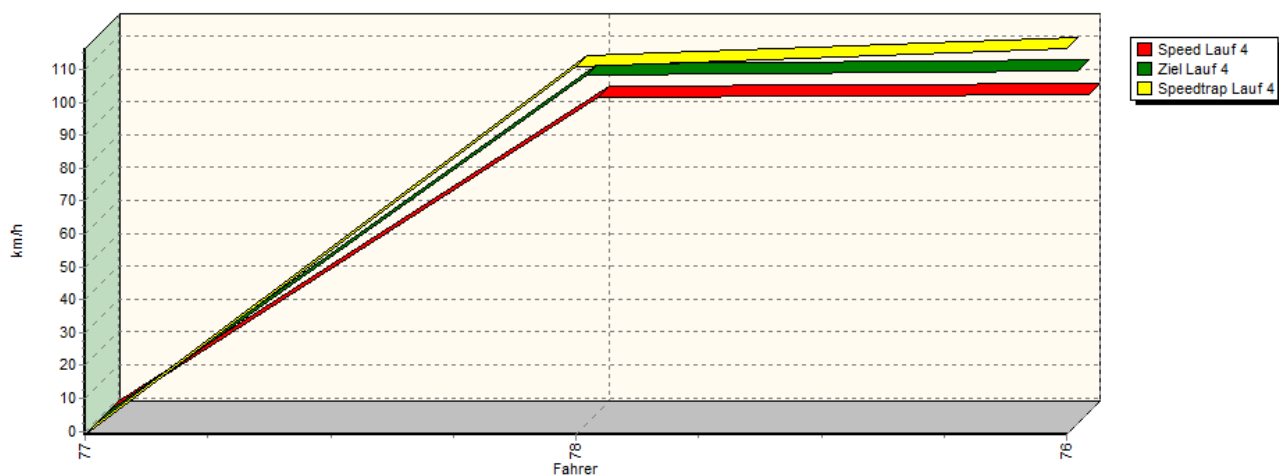


Sektor-Diagramm (Rest) Lauf 3

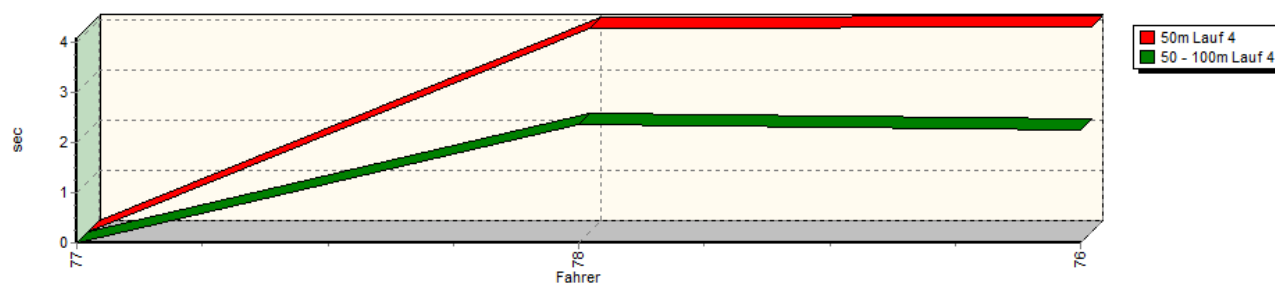


## Sektorzeiten & Speeds - Training - Gruppe A/F/CTC

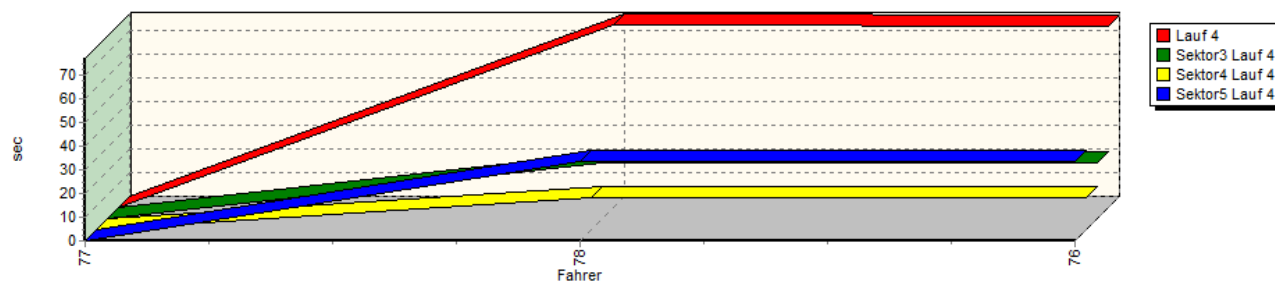
Speed-Diagramm Lauf 4



Sektor-Diagramm (Start) Lauf 4



Sektor-Diagramm (Rest) Lauf 4



Rg.	Nr.	Sektor 1	Sektor 2	Sektor 3	Sektor 4	Speed Trap	Sektor 5	Speed (Ziel)	Laufzeit	Speed (Lauf)	
1	77	<b>SCHRÖDER Detlef</b>	VW Polo								
		Lauf 1:	00:04.197	00:02.150	00:23.746	00:13.826	115,36 km/h	00:34.370	107,18 km/h	01:18.289	93,35 km/h
		Lauf 2:	00:03.920	00:02.089	00:22.853	00:13.367	119,83 km/h	00:33.336	108,82 km/h	01:15.565	96,71 km/h
		Lauf 3:	00:04.159	00:02.113	00:22.604	00:13.221	120,60 km/h	00:32.965	108,38 km/h	01:15.062	97,36 km/h
		Lauf 4:	*	*	*	*	* km/h	*	* km/h	*	* km/h

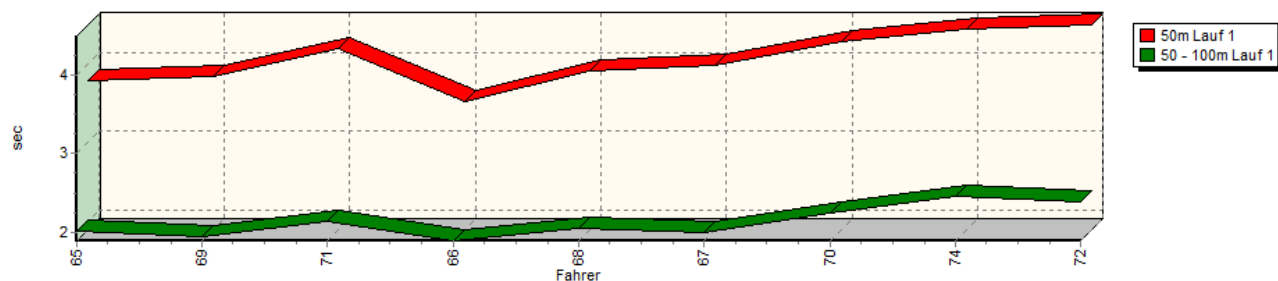
## Sektorzeiten & Speeds - Training - Gruppe A/F/CTC

Rg.	Nr.	Sektor 1	Sektor 2	Sektor 3	Sektor 4	Speed Trap	Sektor 5	Speed (Ziel)	Laufzeit	Speed (Lauf)
2	78	<b>HILMES Christoph</b>		<b>VW Polo II Coupé</b>						
	Lauf 1:	00:04.113	00:02.339	00:24.392	00:13.691	111,38 km/h	00:34.183	102,36 km/h	01:18.718	92,84 km/h
	Lauf 2:	00:04.073	00:02.337	00:24.044	00:13.367	112,32 km/h	00:33.854	102,85 km/h	01:17.675	94,08 km/h
	Lauf 3:	00:04.132	00:02.341	00:23.750	00:13.288	112,11 km/h	00:32.987	104,32 km/h	01:16.498	95,53 km/h
	Lauf 4:	00:04.062	00:02.346	00:23.796	00:13.379	111,05 km/h	00:33.460	104,85 km/h	01:17.043	94,86 km/h
3	76	<b>GREBE Hartmut</b>		<b>Ford Fiesta Fun 1.4</b>						
	Lauf 1:	00:04.259	00:02.354	00:24.163	00:13.584	115,61 km/h	00:34.757	105,74 km/h	01:19.117	92,37 km/h
	Lauf 2:	00:04.196	00:02.534	00:24.369	00:13.348	119,25 km/h	00:33.242	107,09 km/h	01:17.689	94,07 km/h
	Lauf 3:	00:04.166	00:02.335	00:24.682	00:13.473	114,22 km/h	00:34.179	104,44 km/h	01:18.835	92,70 km/h
	Lauf 4:	00:04.076	00:02.247	00:23.648	00:13.334	116,37 km/h	00:33.282	106,16 km/h	01:16.587	95,42 km/h

**Speed-Diagramm Lauf 1**

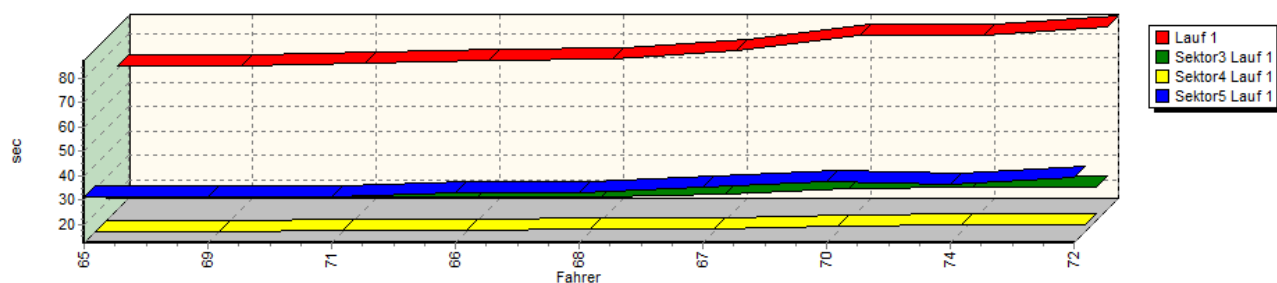


**Sektor-Diagramm (Start) Lauf 1**

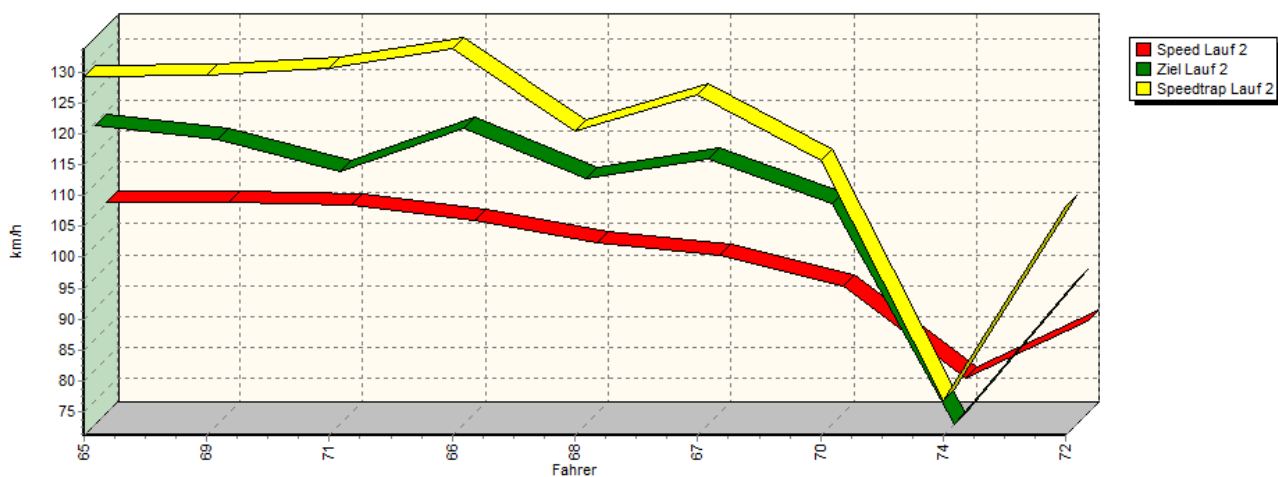


## Sektorzeiten & Speeds - Training - Gruppe A/F/CTC

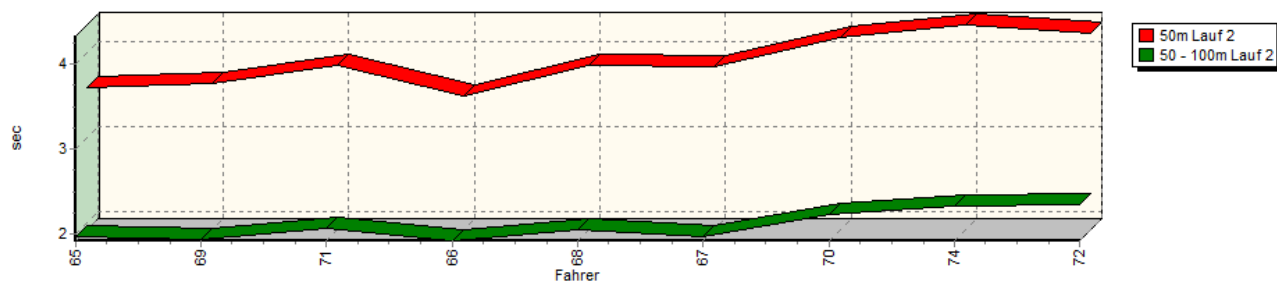
Sektor-Diagramm (Rest) Lauf 1



Speed-Diagramm Lauf 2

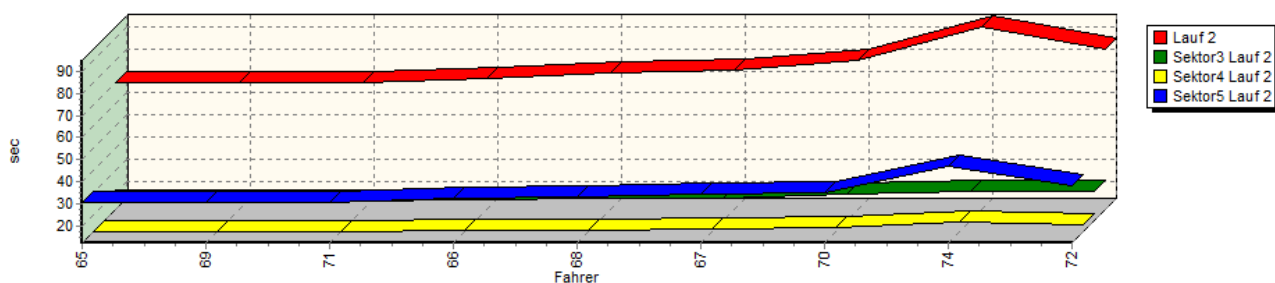


Sektor-Diagramm (Start) Lauf 2

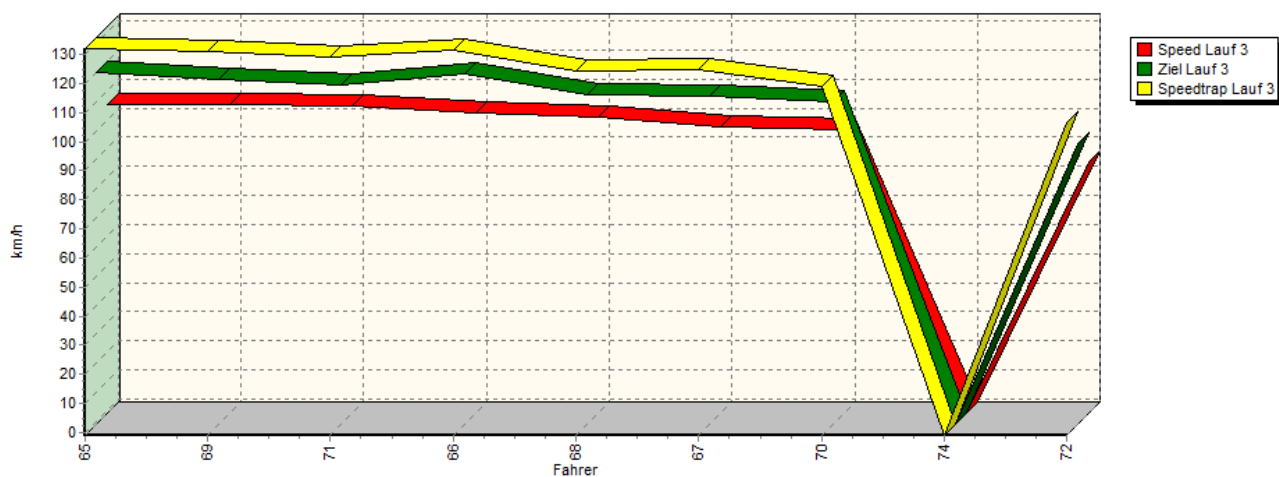


## Sektorzeiten & Speeds - Training - Gruppe A/F/CTC

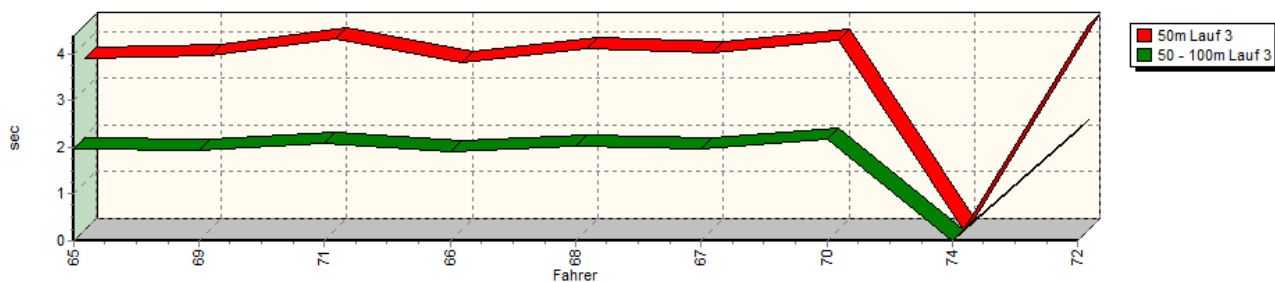
Sektor-Diagramm (Rest) Lauf 2



Speed-Diagramm Lauf 3

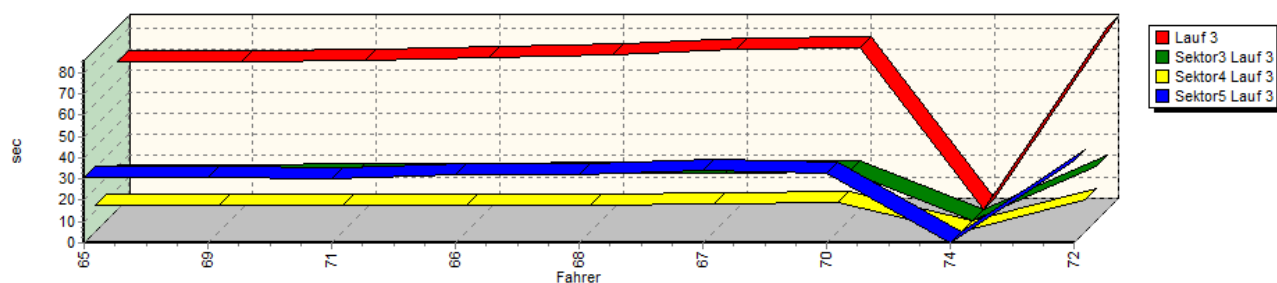


Sektor-Diagramm (Start) Lauf 3



## Sektorzeiten & Speeds - Training - Gruppe A/F/CTC

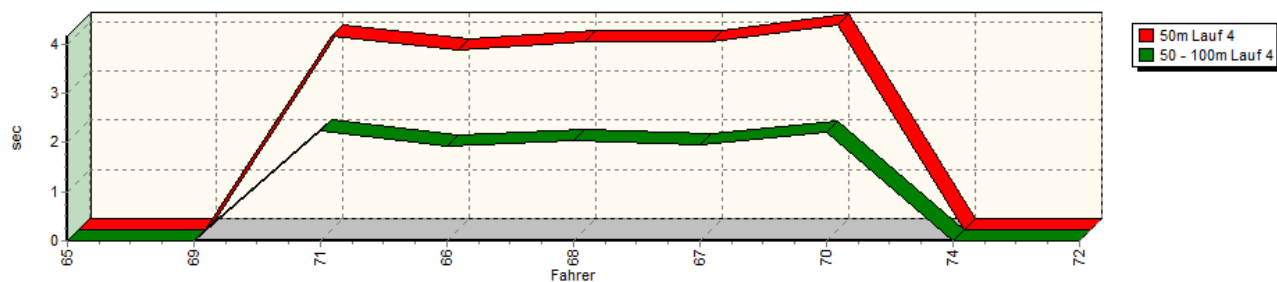
Sektor-Diagramm (Rest) Lauf 3



Speed-Diagramm Lauf 4



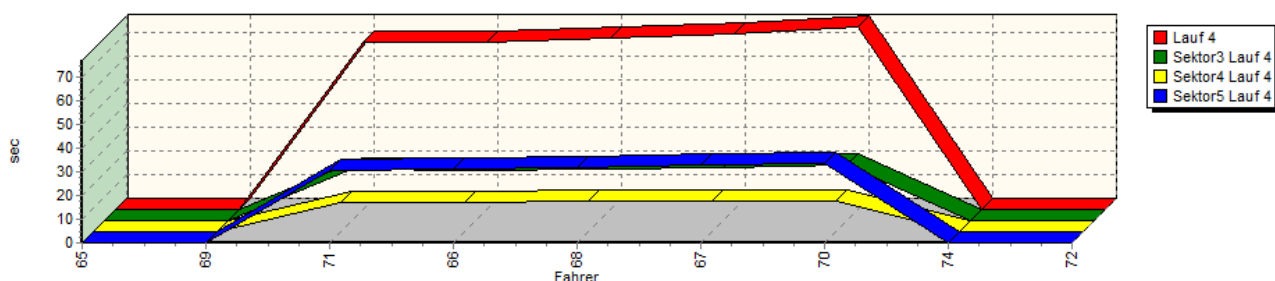
Sektor-Diagramm (Start) Lauf 4





## Sektorzeiten & Speeds - Training - Gruppe A/F/CTC

Sektor-Diagramm (Rest) Lauf 4

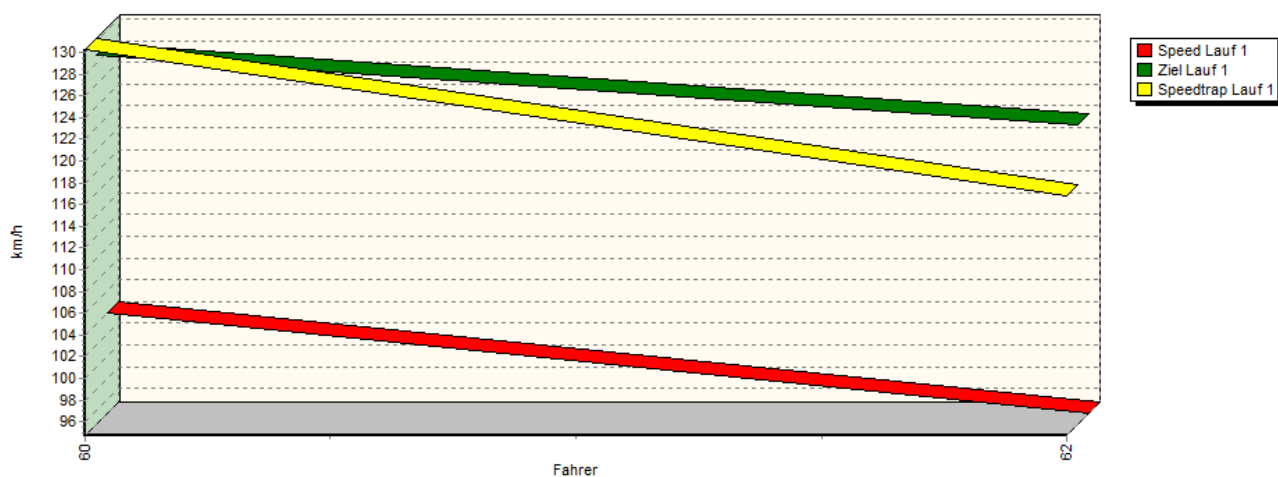


Rg.	Nr.		Sektor 1	Sektor 2	Sektor 3	Sektor 4	Speed Trap	Sektor 5	Speed (Ziel)	Laufzeit	Speed (Lauf)
1	65	<b>ORTH Ralf</b>	BMW 320 is								
		Lauf 1:	00:03.793	00:02.016	00:21.680	00:12.532	129,51 km/h	00:31.247	119,65 km/h	01:11.268	102,54 km/h
		Lauf 2:	00:03.580	00:01.955	00:21.153	00:12.216	129,31 km/h	00:30.523	119,52 km/h	01:09.427	105,26 km/h
		Lauf 3:	00:03.672	00:01.978	00:21.177	00:12.208	131,98 km/h	00:30.548	119,88 km/h	01:09.583	105,03 km/h
		Lauf 4:	*	*	*	*	* km/h	*	* km/h	*	* km/h
2	69	<b>ORTH Patrick</b>	VW Golf GTI 16V								
		Lauf 1:	00:03.838	00:01.952	00:21.851	00:12.321	126,31 km/h	00:31.189	114,68 km/h	01:11.151	102,71 km/h
		Lauf 2:	00:03.633	00:01.925	00:21.124	00:12.105	129,49 km/h	00:30.670	117,19 km/h	01:09.457	105,22 km/h
		Lauf 3:	00:03.709	00:01.934	00:20.974	00:12.200	130,92 km/h	00:30.660	117,52 km/h	01:09.477	105,19 km/h
		Lauf 4:	*	*	*	*	* km/h	*	* km/h	*	* km/h
3	71	<b>TOTZ Dirk</b>	Honda Integra Type R								
		Lauf 1:	00:04.202	00:02.142	00:22.224	00:12.721	125,60 km/h	00:31.178	115,65 km/h	01:12.467	100,85 km/h
		Lauf 2:	00:03.851	00:02.055	00:21.217	00:12.133	130,71 km/h	00:30.498	111,97 km/h	01:09.754	104,77 km/h
		Lauf 3:	00:04.081	00:02.094	00:21.508	00:12.352	129,05 km/h	00:29.931	115,75 km/h	01:09.966	104,45 km/h
		Lauf 4:	00:03.937	00:02.245	00:21.691	00:12.248	129,79 km/h	00:30.365	116,66 km/h	01:10.486	103,68 km/h
4	66	<b>VEIT Kevin</b>	BMW Wiebe E30								
		Lauf 1:	00:03.526	00:01.893	00:22.137	00:12.921	120,87 km/h	00:33.034	120,30 km/h	01:13.511	99,41 km/h
		Lauf 2:	00:03.496	00:01.911	00:21.388	00:12.587	133,78 km/h	00:32.055	119,08 km/h	01:11.437	102,30 km/h
		Lauf 3:	00:03.565	00:01.910	00:21.470	00:12.683	131,41 km/h	00:31.781	119,40 km/h	01:11.409	102,34 km/h
		Lauf 4:	00:03.637	00:01.913	00:21.413	00:12.451	138,25 km/h	00:31.417	122,21 km/h	01:10.831	103,18 km/h
5	68	<b>SCHMITZ Herbert</b>	Opel Astra GSI								
		Lauf 1:	00:03.914	00:02.044	00:22.153	00:13.207	120,59 km/h	00:33.196	110,33 km/h	01:14.514	98,08 km/h
		Lauf 2:	00:03.846	00:02.038	00:22.370	00:13.034	120,40 km/h	00:32.763	110,88 km/h	01:14.051	98,69 km/h
		Lauf 3:	00:03.870	00:02.032	00:22.038	00:12.653	124,42 km/h	00:31.955	112,19 km/h	01:12.548	100,73 km/h
		Lauf 4:	00:03.822	00:02.026	00:21.863	00:12.698	124,75 km/h	00:32.027	112,72 km/h	01:12.436	100,89 km/h
6	67	<b>WOLK Alexander</b>	VW Golf III 16V								
		Lauf 1:	00:03.982	00:02.004	00:23.083	00:13.484	124,77 km/h	00:35.208	111,84 km/h	01:17.761	93,98 km/h
		Lauf 2:	00:03.831	00:01.960	00:22.090	00:13.360	126,40 km/h	00:34.261	114,22 km/h	01:15.502	96,79 km/h
		Lauf 3:	00:03.775	00:01.966	00:22.192	00:13.161	124,94 km/h	00:33.909	111,92 km/h	01:15.003	97,44 km/h
		Lauf 4:	00:03.820	00:01.961	00:22.202	00:13.137	124,86 km/h	00:33.132	113,85 km/h	01:14.252	98,42 km/h
7	70	<b>BECKER Sandra</b>	Alfa Romeo 147								
		Lauf 1:	00:04.274	00:02.241	00:25.285	00:14.523	105,27 km/h	00:37.448	101,67 km/h	01:23.771	87,24 km/h
		Lauf 2:	00:04.183	00:02.223	00:24.345	00:13.845	115,78 km/h	00:35.153	106,79 km/h	01:19.749	91,64 km/h
		Lauf 3:	00:04.051	00:02.180	00:23.137	00:13.540	118,97 km/h	00:32.912	110,13 km/h	01:15.820	96,39 km/h
		Lauf 4:	00:04.160	00:02.210	00:23.673	00:13.220	120,20 km/h	00:33.840	105,24 km/h	01:17.103	94,78 km/h


## Sektorzeiten & Speeds - Training - Gruppe A/F/CTC

Rg.	Nr.		Sektor 1	Sektor 2	Sektor 3	Sektor 4	Speed Trap	Sektor 5	Speed (Ziel)	Laufzeit	Speed (Lauf)
8	74	<b>MÖNCH Uwe</b>									
		VW Golf									
		Lauf 1:	00:04.436	00:02.451	00:25.841	00:14.990	105,99 km/h	00:36.283	100,24 km/h	01:24.001	87,00 km/h
		Lauf 2:	00:04.326	00:02.328	00:25.094	00:16.580	76,73 km/h	00:46.675	71,17 km/h	01:35.003	76,92 km/h
		Lauf 3:	*	*	*	*	* km/h	*	* km/h	*	* km/h
		Lauf 4:	*	*	*	*	* km/h	*	* km/h	*	* km/h
9	72	<b>RIBARCIK Bernd</b>									
		VW Scirocco GT2									
		Lauf 1:	00:04.494	00:02.384	00:26.115	00:15.257	107,66 km/h	00:39.234	92,45 km/h	01:27.484	83,54 km/h
		Lauf 2:	00:04.223	00:02.330	00:25.122	00:15.097	108,18 km/h	00:38.138	94,34 km/h	01:24.910	86,07 km/h
		Lauf 3:	00:04.374	00:02.364	00:25.368	00:15.213	106,37 km/h	00:38.374	95,72 km/h	01:25.693	85,28 km/h
		Lauf 4:	*	*	*	*	* km/h	*	* km/h	*	* km/h

Speed-Diagramm Lauf 1

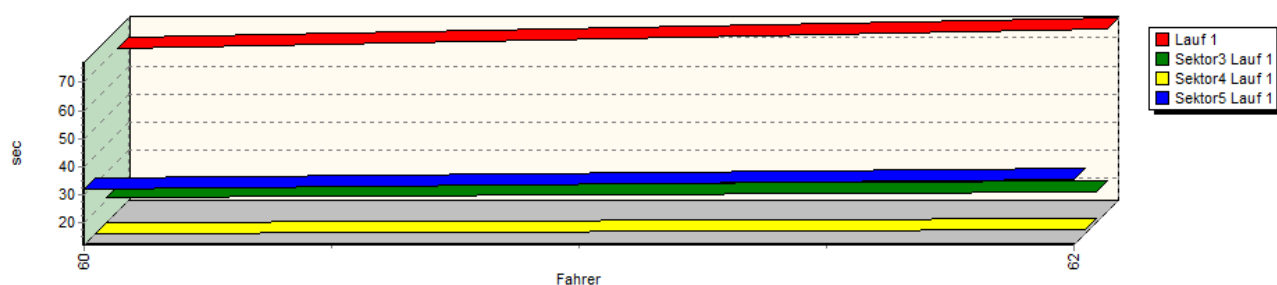


Sektor-Diagramm (Start) Lauf 1

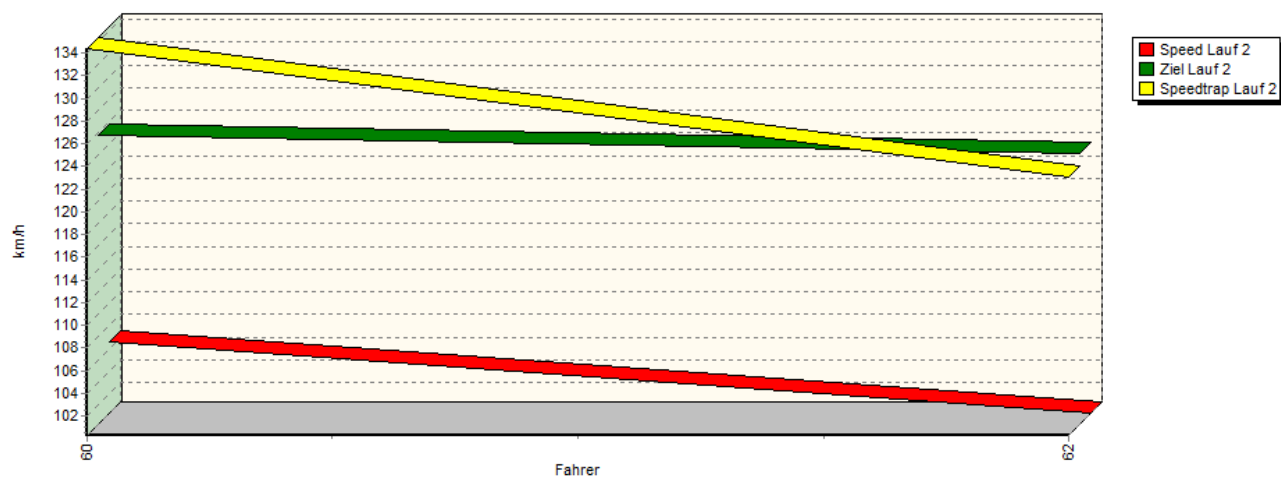


## Sektorzeiten & Speeds - Training - Gruppe A/F/CTC

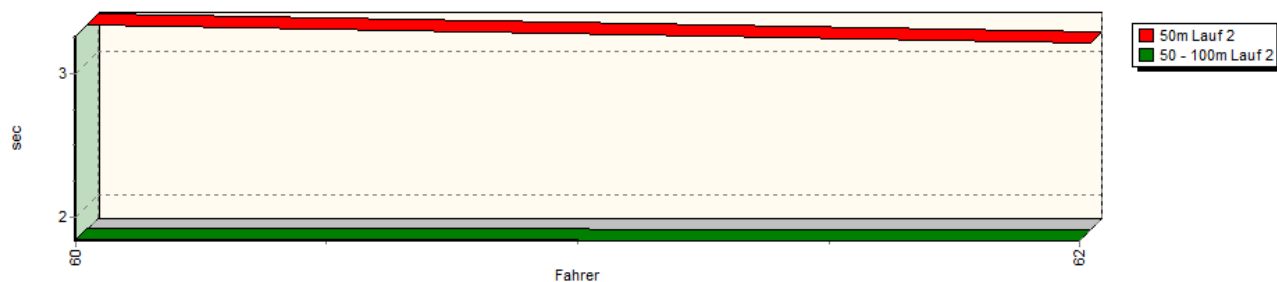
Sektor-Diagramm (Rest) Lauf 1



Speed-Diagramm Lauf 2

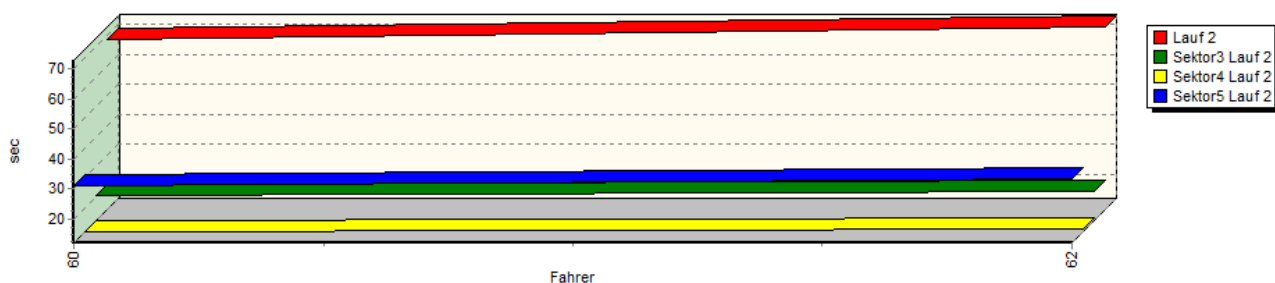


Sektor-Diagramm (Start) Lauf 2

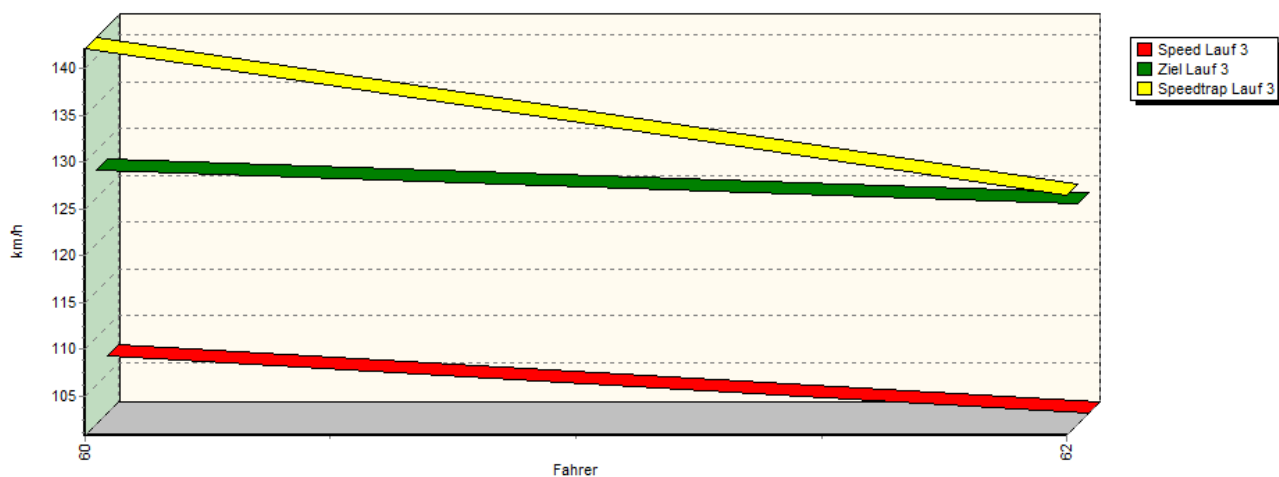


## Sektorzeiten & Speeds - Training - Gruppe A/F/CTC

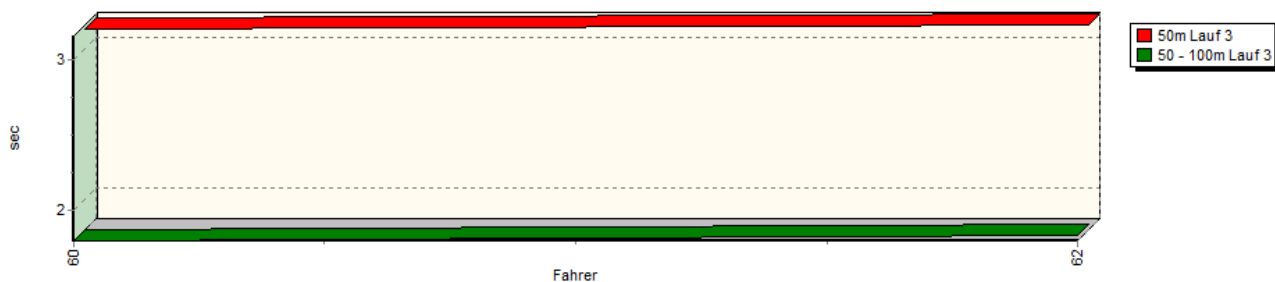
Sektor-Diagramm (Rest) Lauf 2



Speed-Diagramm Lauf 3

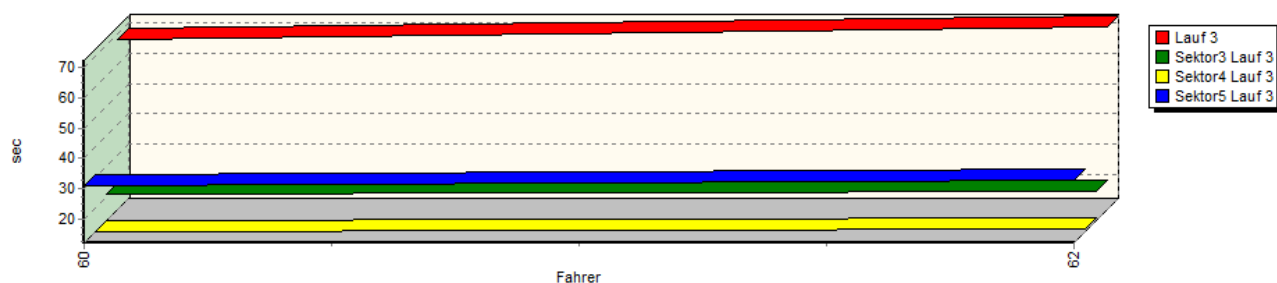


Sektor-Diagramm (Start) Lauf 3

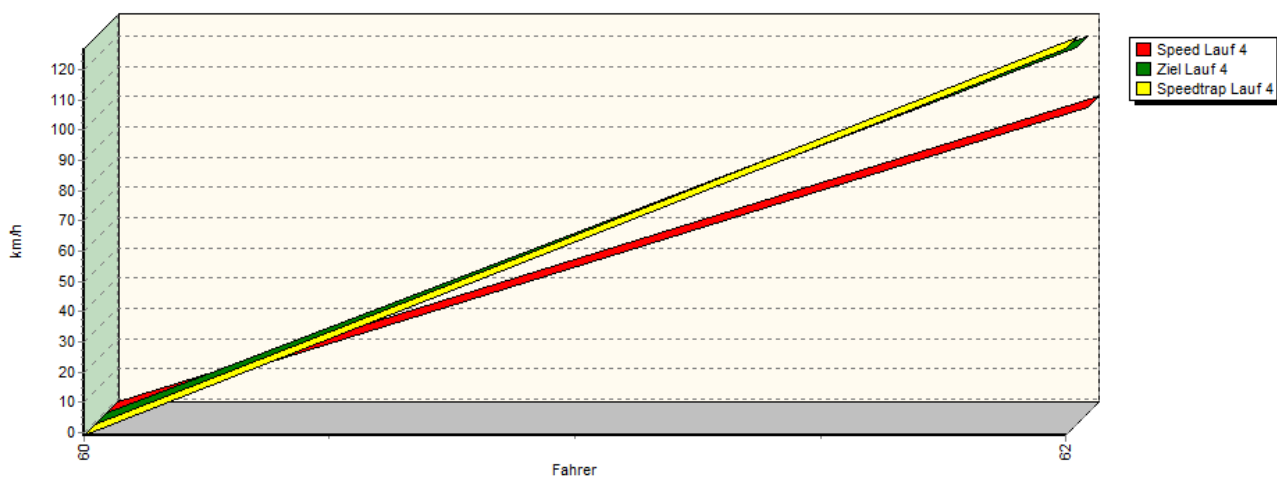


## Sektorzeiten & Speeds - Training - Gruppe A/F/CTC

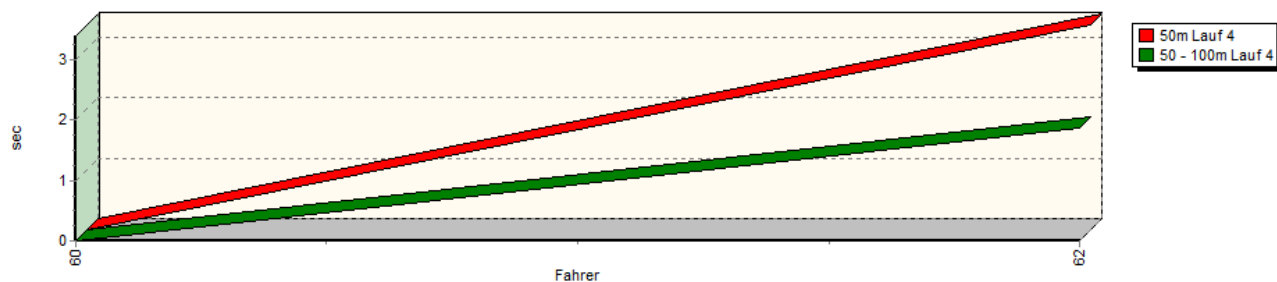
Sektor-Diagramm (Rest) Lauf 3



Speed-Diagramm Lauf 4

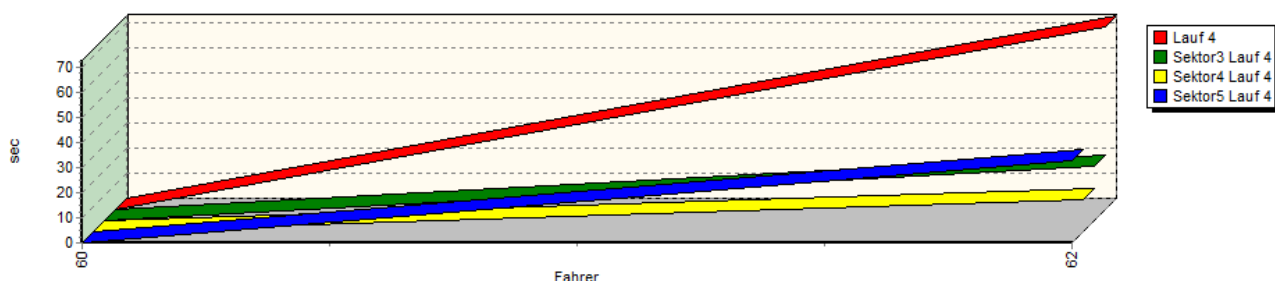


Sektor-Diagramm (Start) Lauf 4



## Sektorzeiten & Speeds - Training - Gruppe A/F/CTC

Sektor-Diagramm (Rest) Lauf 4



Rg.	Nr.	Sektor 1	Sektor 2	Sektor 3	Sektor 4	Speed Trap	Sektor 5	Speed (Ziel)	Laufzeit	Speed (Lauf)
1	60	<b>WANEK Roland</b> Mitsubishi Lancer EVO 9								
	Lauf 1:	00:03.233	00:01.828	00:21.261	00:12.096	130,26 km/h	00:31.830	128,71 km/h	01:10.248	104,03 km/h
	Lauf 2:	00:03.257	00:01.845	00:20.406	00:11.930	134,38 km/h	00:31.165	125,75 km/h	01:08.603	106,53 km/h
	Lauf 3:	00:03.130	00:01.798	00:20.628	00:12.012	142,09 km/h	00:30.808	128,00 km/h	01:08.376	106,88 km/h
	Lauf 4:	*	*	*	*	* km/h	*	* km/h	*	* km/h
2	62	<b>VOGT Albert</b> Subaru Impreza								
	Lauf 1:	00:03.287	00:01.844	00:22.951	00:13.656	116,80 km/h	00:35.390	122,27 km/h	01:17.128	94,75 km/h
	Lauf 2:	00:03.129	00:01.833	00:21.598	00:12.914	123,01 km/h	00:33.386	124,22 km/h	01:12.860	100,30 km/h
	Lauf 3:	00:03.157	00:01.837	00:21.613	00:13.000	126,49 km/h	00:32.903	124,36 km/h	01:12.510	100,79 km/h
	Lauf 4:	00:03.387	00:01.866	00:21.932	00:12.894	126,94 km/h	00:32.922	123,54 km/h	01:13.001	100,11 km/h