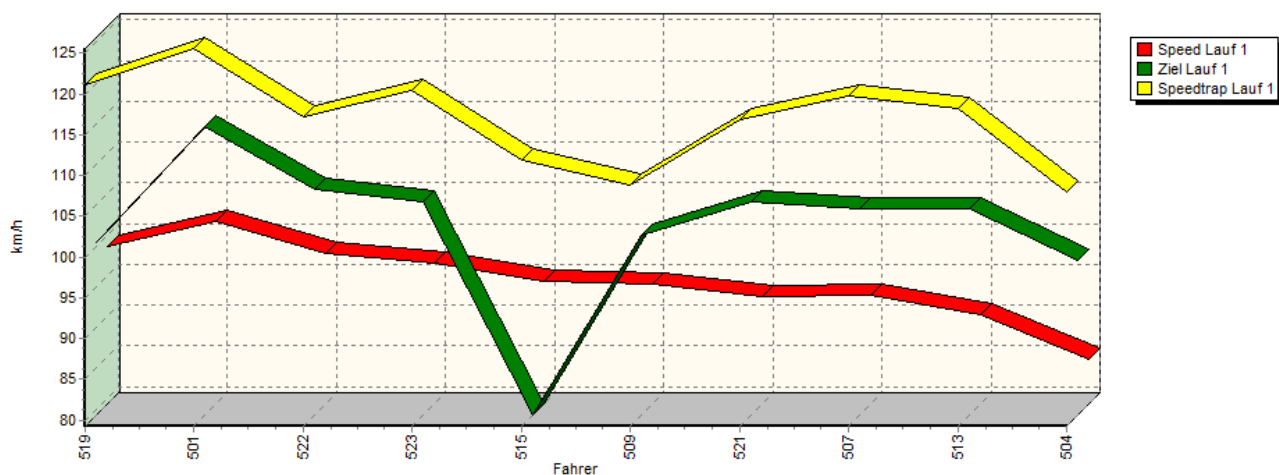
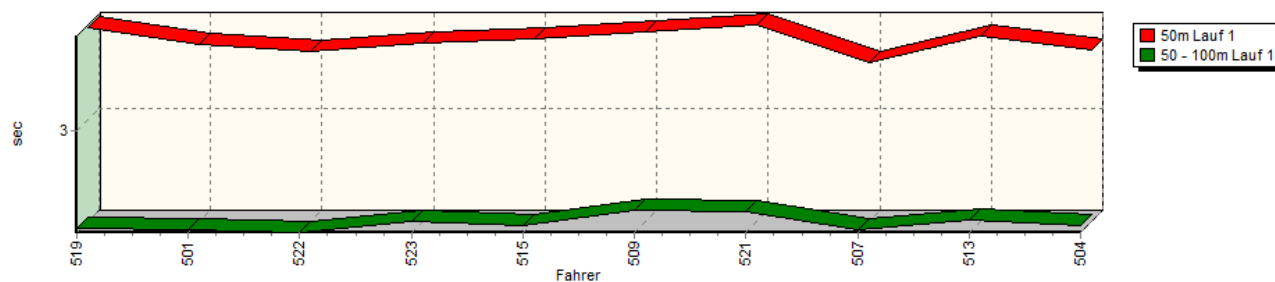


## Sektorzeiten & Speeds - Training - NSU Bergpokal

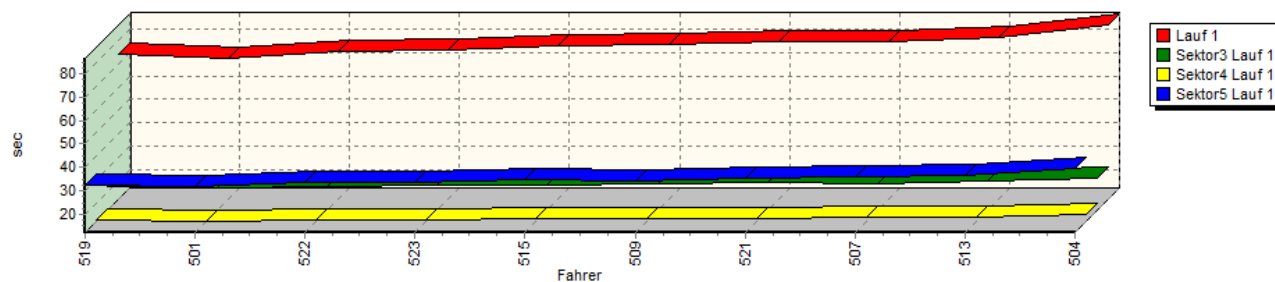
Speed-Diagramm Lauf 1



Sektor-Diagramm (Start) Lauf 1

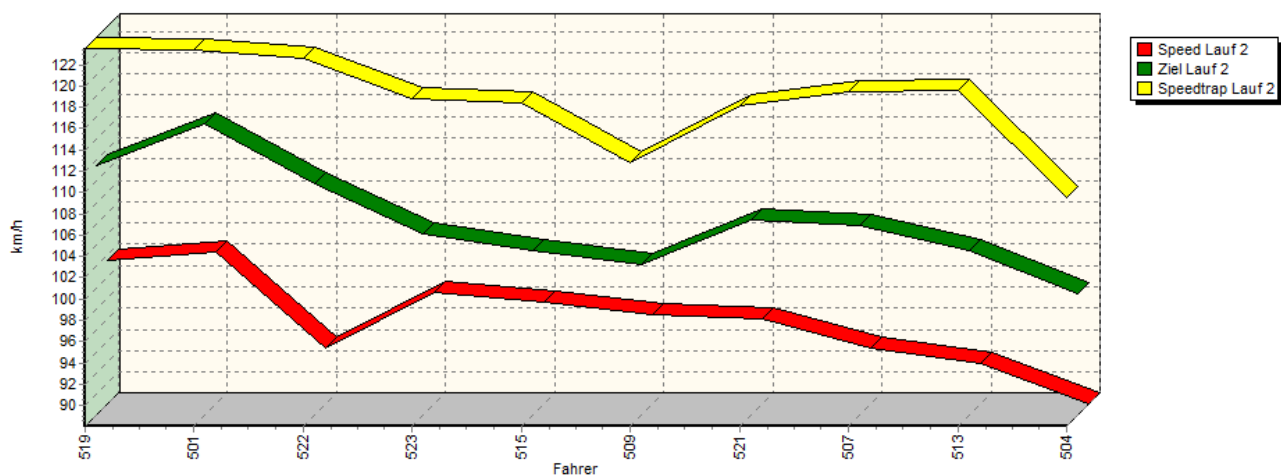


Sektor-Diagramm (Rest) Lauf 1

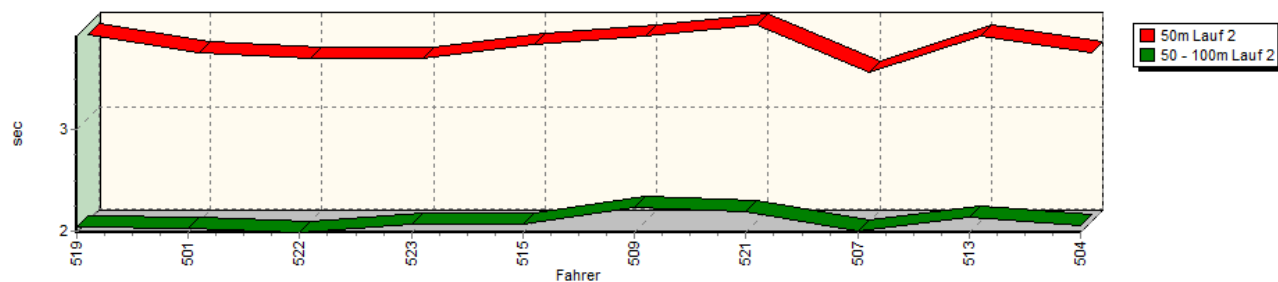


## Sektorzeiten & Speeds - Training - NSU Bergpokal

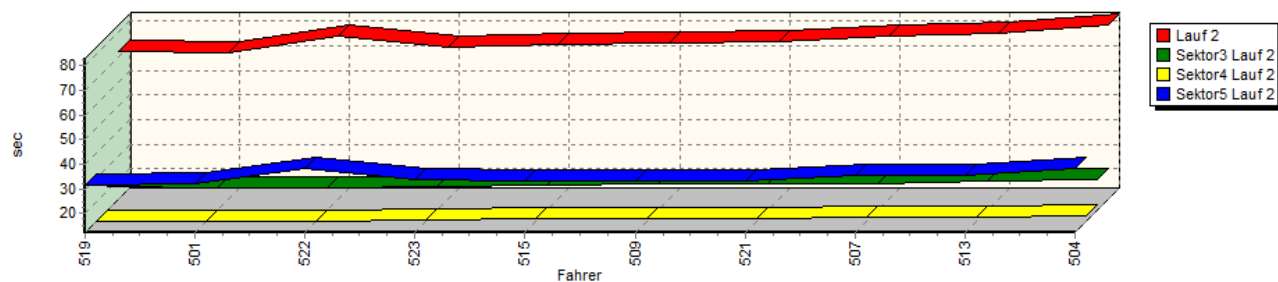
Speed-Diagramm Lauf 2



Sektor-Diagramm (Start) Lauf 2

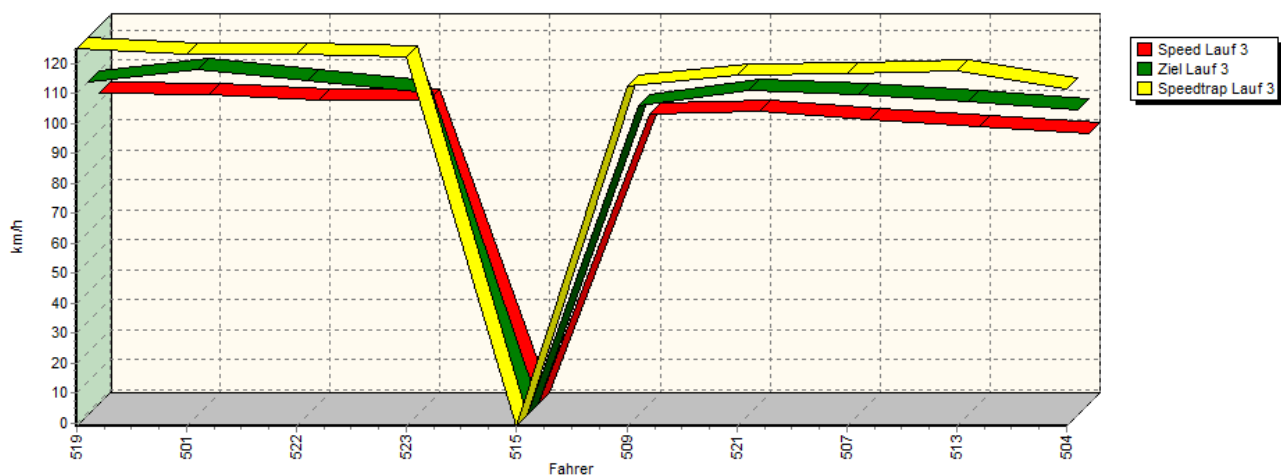


Sektor-Diagramm (Rest) Lauf 2

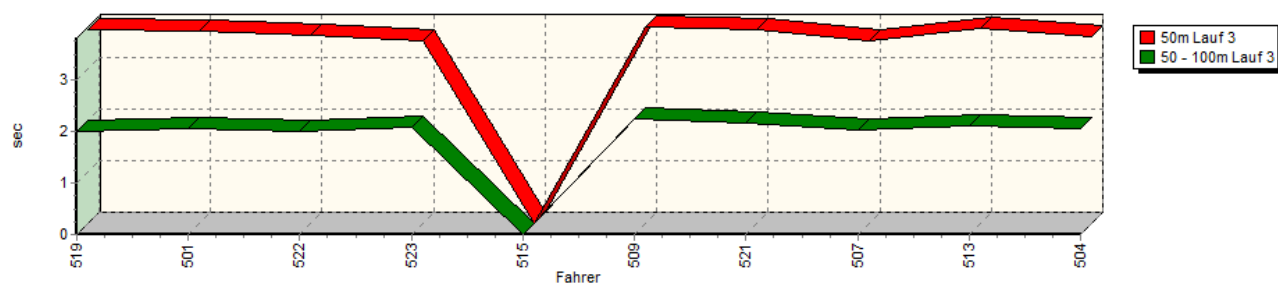


## Sektorzeiten & Speeds - Training - NSU Bergpokal

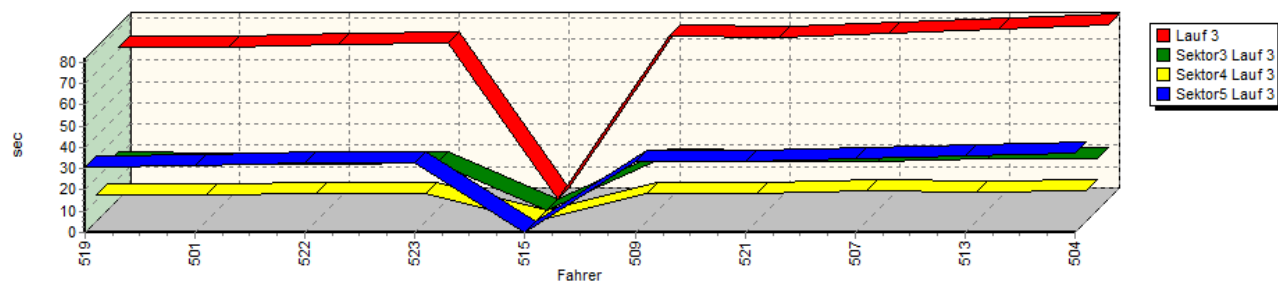
Speed-Diagramm Lauf 3



Sektor-Diagramm (Start) Lauf 3

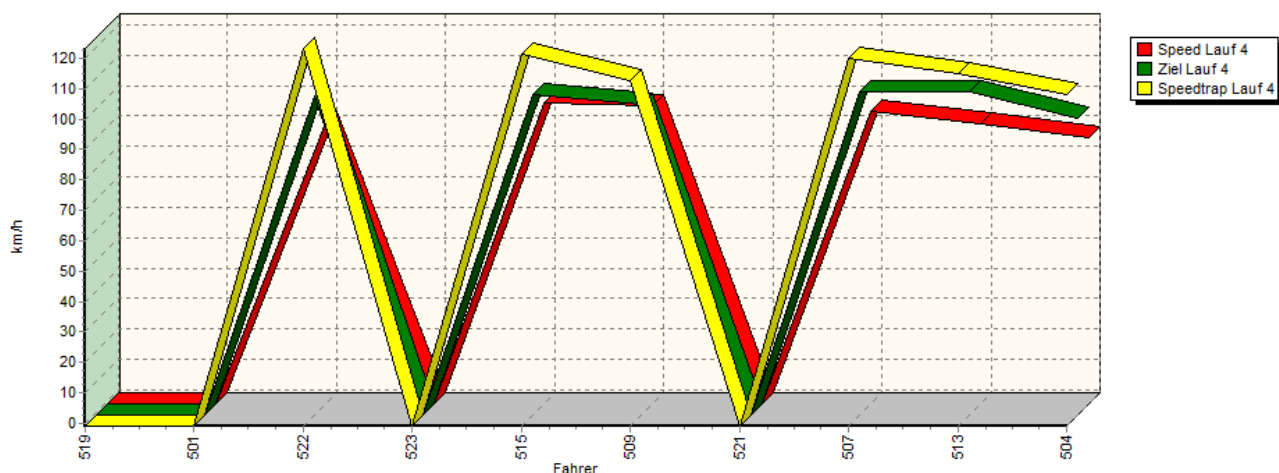


Sektor-Diagramm (Rest) Lauf 3

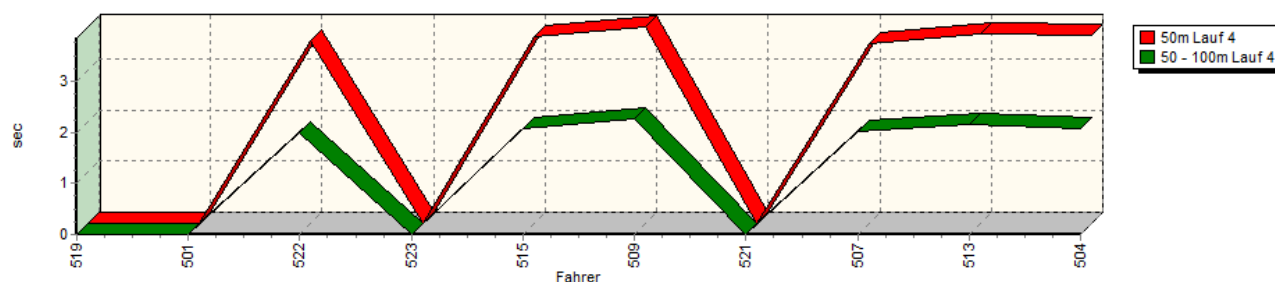


## Sektorzeiten & Speeds - Training - NSU Bergpokal

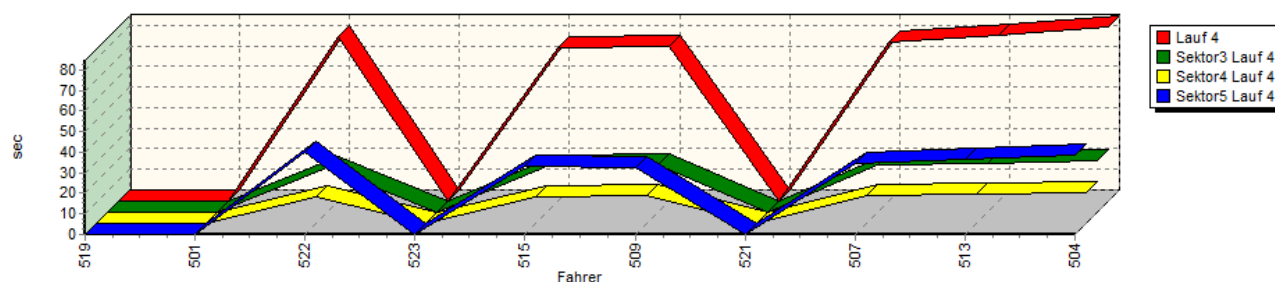
Speed-Diagramm Lauf 4



Sektor-Diagramm (Start) Lauf 4



Sektor-Diagramm (Rest) Lauf 4



Rg.	Nr.	Sektor 1	Sektor 2	Sektor 3	Sektor 4	Speed Trap	Sektor 5	Speed (Ziel)	Laufzeit	Speed (Lauf)
1	519	<b>DAVIDOVIC Jörg</b> NSU TT Davidovic								
		Lauf 1:	00:03.888	00:02.055	00:22.661	00:12.808	121,14 km/h	00:32.678	100,52 km/h	01:14.090 98,64 km/h
		Lauf 2:	00:03.820	00:02.041	00:22.108	00:12.541	123,52 km/h	00:31.491	111,49 km/h	01:12.001 101,50 km/h
		Lauf 3:	00:03.783	00:02.009	00:21.950	00:12.431	124,90 km/h	00:30.979	110,21 km/h	01:11.152 102,71 km/h
		Lauf 4:	*	*	*	*	* km/h	*	* km/h	* km/h

### Sektorzeiten & Speeds - Training - NSU Bergpokal

Rg.	Nr.		Sektor 1	Sektor 2	Sektor 3	Sektor 4	Speed Trap	Sektor 5	Speed (Ziel)	Laufzeit	Speed (Lauf)
2	501	<b>STEINERT Karsten</b>	NSU Steinert 67								
		Lauf 1:	00:03.730	00:02.048	00:22.018	00:12.414	125,57 km/h	00:31.679	114,62 km/h	01:11.889	101,66 km/h
		Lauf 2:	00:03.636	00:02.038	00:21.549	00:12.364	123,35 km/h	00:31.858	115,41 km/h	01:11.445	102,29 km/h
		Lauf 3:	00:03.758	00:02.065	00:21.628	00:12.463	122,96 km/h	00:31.616	114,00 km/h	01:11.530	102,17 km/h
		Lauf 4:	*	*	*	*	* km/h	*	* km/h	*	* km/h
3	522	<b>KRYSTOFIAK Thomas</b>	NSU 1200c KWR								
		Lauf 1:	00:03.659	00:02.016	00:22.659	00:12.960	117,11 km/h	00:33.530	106,89 km/h	01:14.824	97,67 km/h
		Lauf 2:	00:03.586	00:01.993	00:21.620	00:12.576	122,61 km/h	00:38.521	109,79 km/h	01:18.296	93,34 km/h
		Lauf 3:	00:03.662	00:01.996	00:21.713	00:12.889	123,15 km/h	00:32.478	110,45 km/h	01:12.738	100,47 km/h
		Lauf 4:	00:03.575	00:01.994	00:21.925	00:12.834	123,21 km/h	00:39.630	103,88 km/h	01:19.958	91,40 km/h
4	523	<b>KLEINEBERG Frank</b>	NSU 1000								
		Lauf 1:	00:03.747	00:02.119	00:22.897	00:13.173	120,49 km/h	00:33.840	105,38 km/h	01:15.776	96,44 km/h
		Lauf 2:	00:03.588	00:02.078	00:22.108	00:12.865	118,87 km/h	00:33.568	105,10 km/h	01:14.207	98,48 km/h
		Lauf 3:	00:03.566	00:02.083	00:22.167	00:12.794	121,95 km/h	00:32.436	106,85 km/h	01:13.046	100,05 km/h
		Lauf 4:	*	*	*	*	* km/h	*	* km/h	*	* km/h
5	515	<b>SCHINDLER Uwe</b>	NSU TT KWR								
		Lauf 1:	00:03.783	00:02.081	00:23.147	00:13.450	111,82 km/h	00:35.065	79,24 km/h	01:17.526	94,26 km/h
		Lauf 2:	00:03.723	00:02.074	00:22.256	00:13.276	118,48 km/h	00:33.531	103,54 km/h	01:14.860	97,62 km/h
		Lauf 3:	*	*	*	*	* km/h	*	* km/h	*	* km/h
		Lauf 4:	00:03.675	00:02.073	00:22.612	00:12.966	121,30 km/h	00:33.406	104,63 km/h	01:14.732	97,79 km/h
6	509	<b>FOLLMANN Alexander</b>	NSU TT Follmann								
		Lauf 1:	00:03.848	00:02.237	00:23.902	00:13.548	108,90 km/h	00:34.249	101,24 km/h	01:17.784	93,95 km/h
		Lauf 2:	00:03.807	00:02.242	00:23.081	00:13.321	112,85 km/h	00:33.334	102,20 km/h	01:15.785	96,43 km/h
		Lauf 3:	00:03.826	00:02.245	00:23.808	00:13.413	112,31 km/h	00:33.193	101,92 km/h	01:16.485	95,55 km/h
		Lauf 4:	00:03.858	00:02.260	00:23.227	00:13.299	112,68 km/h	00:32.736	101,36 km/h	01:15.380	96,95 km/h
7	521	<b>VOIGT Walter</b>	NSU TT 1300 Spiess								
		Lauf 1:	00:03.918	00:02.213	00:23.986	00:13.616	116,80 km/h	00:35.343	105,40 km/h	01:19.076	92,42 km/h
		Lauf 2:	00:03.911	00:02.201	00:23.150	00:13.304	118,15 km/h	00:33.529	106,43 km/h	01:16.095	96,04 km/h
		Lauf 3:	00:03.782	00:02.173	00:23.212	00:13.373	116,02 km/h	00:33.304	107,33 km/h	01:15.844	96,36 km/h
		Lauf 4:	*	*	*	*	* km/h	*	* km/h	*	* km/h
8	507	<b>FLEISCHER Horst</b>	NSU TT								
		Lauf 1:	00:03.557	00:02.037	00:23.438	00:14.173	119,79 km/h	00:35.787	104,55 km/h	01:18.992	92,52 km/h
		Lauf 2:	00:03.451	00:02.012	00:23.022	00:14.152	119,46 km/h	00:35.720	105,79 km/h	01:18.357	93,27 km/h
		Lauf 3:	00:03.564	00:02.025	00:23.241	00:14.210	116,55 km/h	00:34.850	105,95 km/h	01:17.890	93,82 km/h
		Lauf 4:	00:03.517	00:02.015	00:22.990	00:13.611	120,14 km/h	00:34.647	105,50 km/h	01:16.780	95,18 km/h
9	513	<b>SCHWALBE Wolfgang</b>	NSU TT								
		Lauf 1:	00:03.814	00:02.144	00:24.565	00:14.096	118,24 km/h	00:36.468	104,51 km/h	01:21.087	90,12 km/h
		Lauf 2:	00:03.806	00:02.138	00:24.180	00:13.863	119,61 km/h	00:35.585	103,47 km/h	01:19.572	91,84 km/h
		Lauf 3:	00:03.798	00:02.130	00:23.978	00:14.016	117,37 km/h	00:35.881	103,60 km/h	01:19.803	91,57 km/h
		Lauf 4:	00:03.714	00:02.150	00:23.948	00:14.027	114,85 km/h	00:36.441	105,45 km/h	01:20.280	91,03 km/h
10	504	<b>SZOTT Roman</b>	NSU TT								
		Lauf 1:	00:03.674	00:02.082	00:25.781	00:15.416	108,04 km/h	00:39.366	98,22 km/h	01:26.319	84,66 km/h
		Lauf 2:	00:03.638	00:02.066	00:24.593	00:14.419	109,46 km/h	00:38.269	99,46 km/h	01:22.985	88,06 km/h
		Lauf 3:	00:03.641	00:02.060	00:24.503	00:14.485	111,44 km/h	00:37.167	100,72 km/h	01:21.856	89,28 km/h
		Lauf 4:	00:03.694	00:02.071	00:25.029	00:15.076	107,92 km/h	00:38.681	96,64 km/h	01:24.551	86,43 km/h