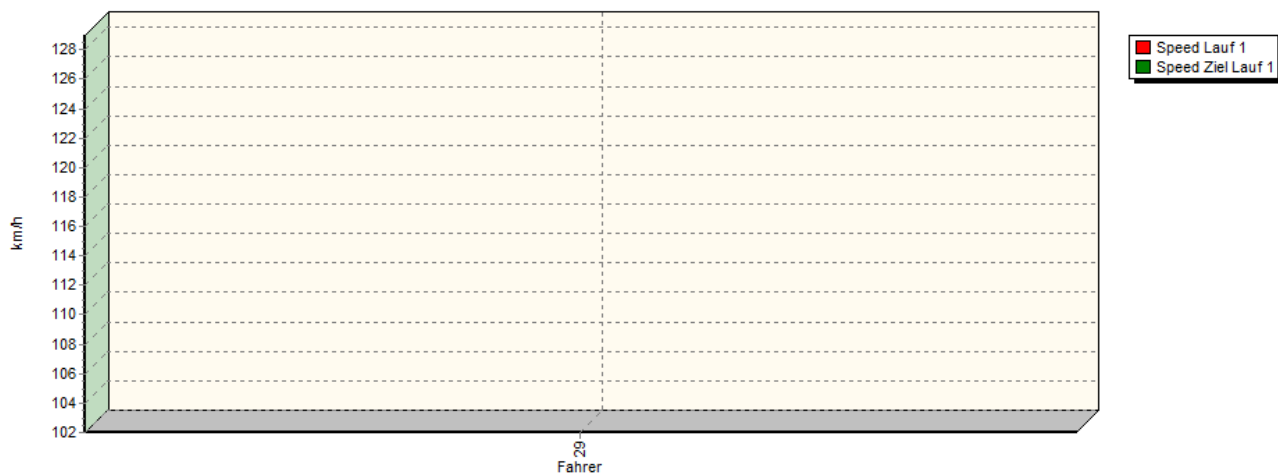


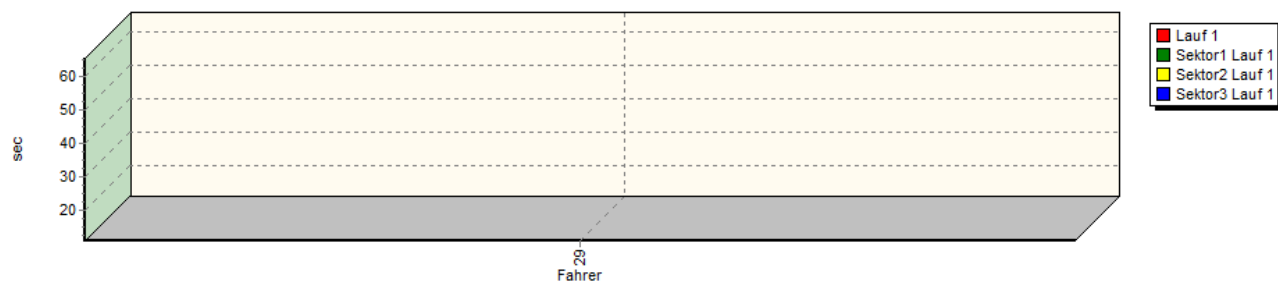
Sektorzeiten & Speeds - Groupe E2-SS+D(F3)

Groupe E2-SS+D(F3) Classe 34a: -1300 ccm

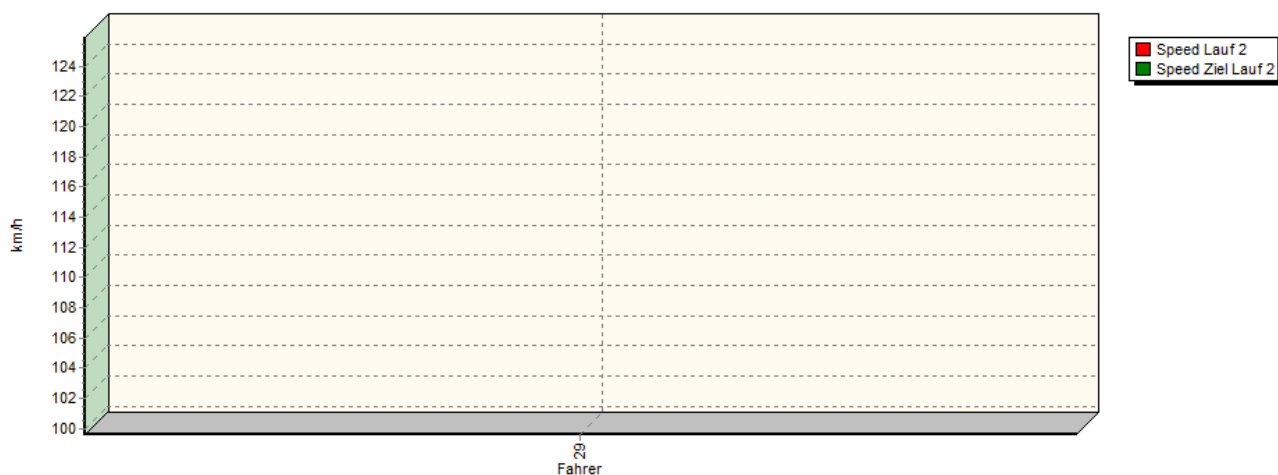
Speed-Diagramm Lauf 1



Sektor-Diagramm (Rest) Lauf 1

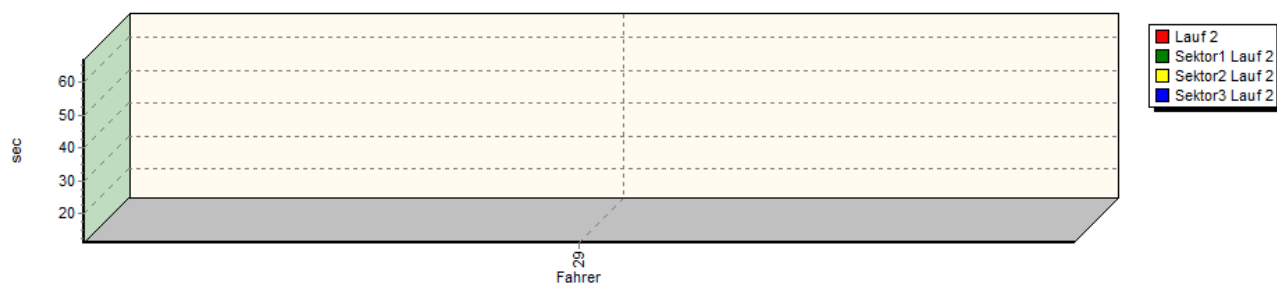


Speed-Diagramm Lauf 2

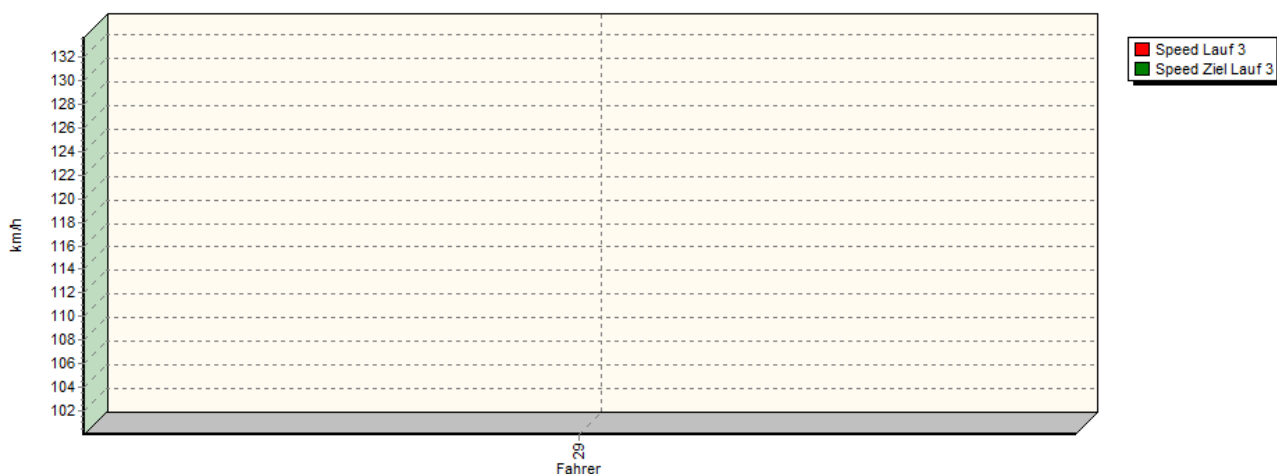


Sektorzeiten & Speeds - Groupe E2-SS+D(F3)

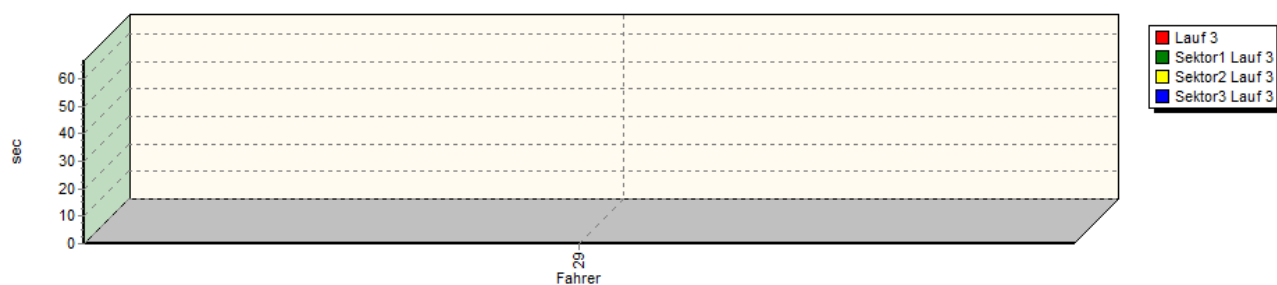
Sektor-Diagramm (Rest) Lauf 2



Speed-Diagramm Lauf 3



Sektor-Diagramm (Rest) Lauf 3

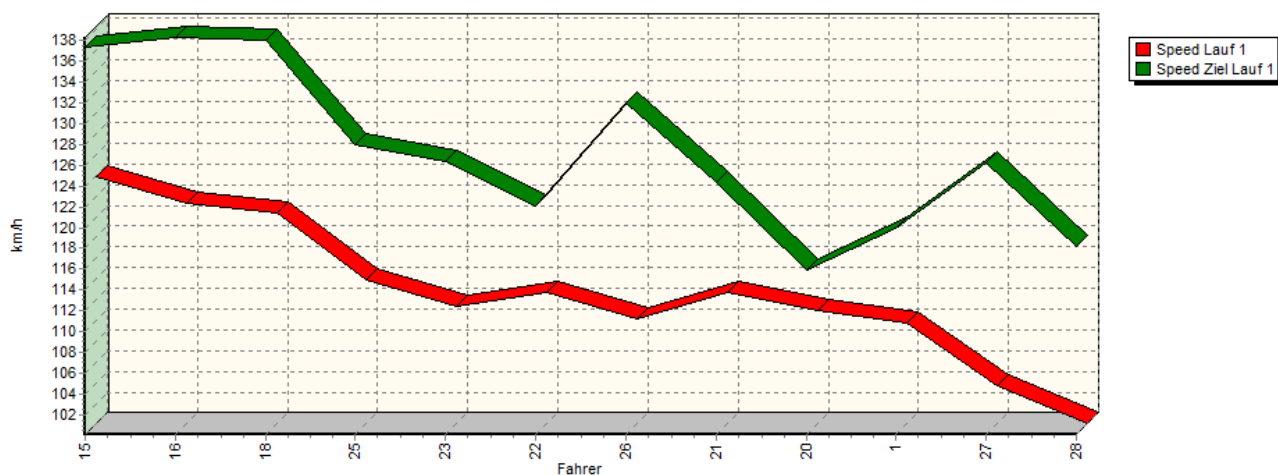


Rg.	Nr.	Sektor 1	Sektor 2	Sektor 3	Speed Ziel	Laufzeit	Speed (Lauf)	
1	29	STENZEL Ralf		Gloria-Yamaha C8F/R1				
		Lauf 1:	00:21.237	00:32.978	00:11.082	128,97 km/h	01:05.297	102,00 km/h
		Lauf 2:	00:21.230	00:34.555	00:11.077	125,92 km/h	01:06.862	99,61 km/h
		Lauf 3:	*	*	00:10.773	133,60 km/h	01:06.568	100,05 km/h

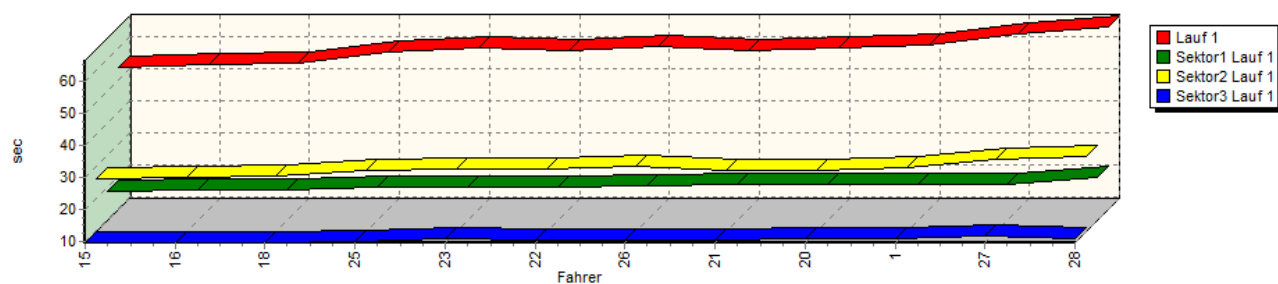
Sektorzeiten & Speeds - Groupe E2-SS+D(F3)

Groupe E2-SS+D(F3) Classe 35: +1600-2000 ccm

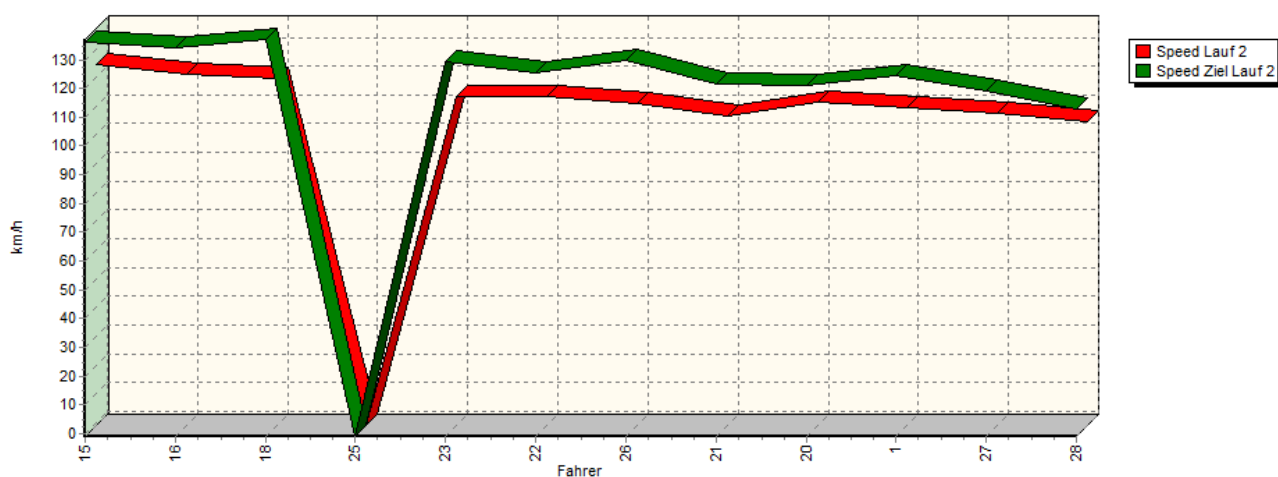
Speed-Diagramm Lauf 1



Sektor-Diagramm (Rest) Lauf 1

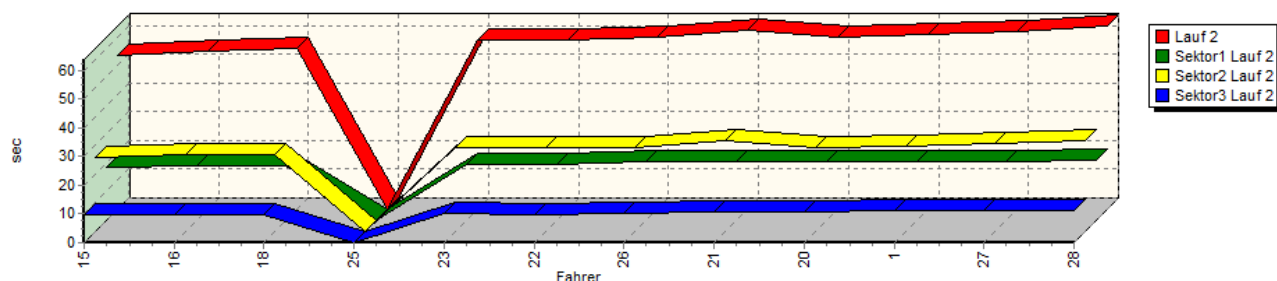


Speed-Diagramm Lauf 2

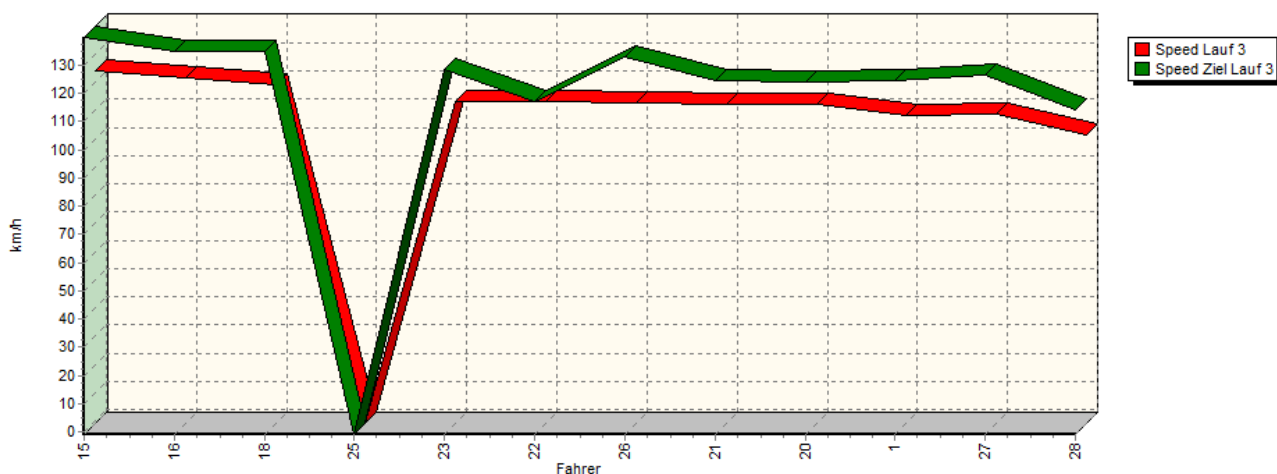


Sektorzeiten & Speeds - Groupe E2-SS+D(F3)

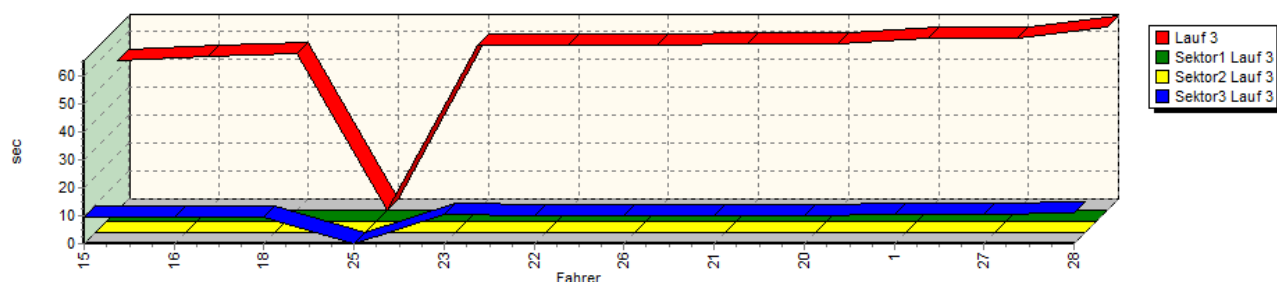
Sektor-Diagramm (Rest) Lauf 2



Speed-Diagramm Lauf 3



Sektor-Diagramm (Rest) Lauf 3



Rg.	Nr.	Sektor 1	Sektor 2	Sektor 3	Speed Ziel	Laufzeit	Speed (Lauf)	
1	15	LOEUILLEUX Anthony		Tatuus-Honda Formula Master				
		Lauf 1:	00:18.588	00:25.791	00:09.394	137,34 km/h	00:53.773	123,85 km/h
		Lauf 2:	00:18.316	00:25.645	00:09.486	136,27 km/h	00:53.447	124,61 km/h
		Lauf 3:	*	*	00:09.394	139,85 km/h	00:53.680	124,07 km/h

Sektorzeiten & Speeds - Groupe E2-SS+D(F3)

Rg.	Nr.	Sektor 1	Sektor 2	Sektor 3	Speed Ziel	Laufzeit	Speed (Lauf)
2	16	BERNEY Damien	Tatuus-Honda Formula Master				
		Lauf 1: 00:18.837	00:26.575	00:09.474	138,26 km/h	00:54.886	121,34 km/h
		Lauf 2: 00:18.821	00:26.738	00:09.505	134,22 km/h	00:55.064	120,95 km/h
		Lauf 3: *	*	00:09.442	134,80 km/h	00:54.877	121,36 km/h
3	18	DEBRUYNE Frank	Dallara-Opel Spiess F303				
		Lauf 1: 00:18.971	00:26.770	00:09.591	137,98 km/h	00:55.332	120,36 km/h
		Lauf 2: 00:19.174	00:26.871	00:09.685	137,04 km/h	00:55.730	119,50 km/h
		Lauf 3: *	*	00:09.541	135,02 km/h	00:56.038	118,85 km/h
4	25	DONKELS Daniel	Tatuus-Renault FR2.0				
		Lauf 1: 00:19.947	00:28.474	00:10.037	127,93 km/h	00:58.458	113,93 km/h
		Lauf 2: *	*	*	* km/h	*	* km/h
		Lauf 3: *	*	*	* km/h	*	* km/h
5	23	CHRISTOPH Jérôme	Tatuus-Renault FR2.0				
		Lauf 1: 00:20.061	00:29.019	00:10.731	126,32 km/h	00:59.811	111,35 km/h
		Lauf 2: 00:19.618	00:28.935	00:10.299	129,26 km/h	00:58.852	113,17 km/h
		Lauf 3: *	*	00:10.356	128,61 km/h	00:58.882	113,11 km/h
6	22	LINDEN Léon	Dallara-Opel F304				
		Lauf 1: 00:19.755	00:29.083	00:10.275	122,14 km/h	00:59.113	112,66 km/h
		Lauf 2: 00:19.504	00:29.389	00:09.964	125,35 km/h	00:58.857	113,15 km/h
		Lauf 3: *	*	00:10.105	117,12 km/h	00:58.864	113,14 km/h
7	26	FAUSTINI Robin	Tatuus-Renault FR2.0				
		Lauf 1: 00:20.261	00:29.974	00:10.237	131,97 km/h	01:00.472	110,13 km/h
		Lauf 2: 00:20.270	00:29.408	00:10.303	129,86 km/h	00:59.981	111,04 km/h
		Lauf 3: *	*	00:10.233	132,98 km/h	00:59.078	112,73 km/h
8	21	WOLPERT Mathieu	BSR-VW 389-02				
		Lauf 1: 00:20.514	00:28.378	00:10.223	124,29 km/h	00:59.115	112,66 km/h
		Lauf 2: 00:20.423	00:31.424	00:10.544	121,60 km/h	01:02.391	106,75 km/h
		Lauf 3: *	*	00:10.208	124,48 km/h	00:59.429	112,07 km/h
9	20	MEIERS Robert	Dallara-Toyota F300				
		Lauf 1: 00:20.624	00:28.763	00:10.616	115,92 km/h	01:00.003	110,99 km/h
		Lauf 2: 00:20.543	00:28.927	00:10.458	120,87 km/h	00:59.928	111,13 km/h
		Lauf 3: *	*	00:10.208	123,98 km/h	00:59.488	111,96 km/h
10	1	BRAQUET Roland	Tatuus-Renault FR2.0				
		Lauf 1: 00:20.616	00:29.511	00:10.516	119,96 km/h	01:00.643	109,82 km/h
		Lauf 2: 00:20.427	00:29.496	00:11.028	124,46 km/h	01:00.951	109,27 km/h
		Lauf 3: *	*	00:10.563	124,46 km/h	01:01.412	108,45 km/h
11	27	VITALI Hugo	Dallara-Opel F2				
		Lauf 1: 00:20.728	00:32.090	00:11.377	126,16 km/h	01:04.195	103,75 km/h
		Lauf 2: 00:20.179	00:30.816	00:10.987	119,19 km/h	01:01.982	107,45 km/h
		Lauf 3: *	*	00:10.694	126,58 km/h	01:01.372	108,52 km/h
12	28	VANHERPE Ivan	Reynard-Opel 903-20XE				
		Lauf 1: 00:22.746	00:33.054	00:10.705	118,13 km/h	01:06.505	100,14 km/h
		Lauf 2: 00:21.077	00:31.588	00:11.023	112,61 km/h	01:03.688	104,57 km/h
		Lauf 3: *	*	00:10.987	113,91 km/h	01:05.596	101,53 km/h

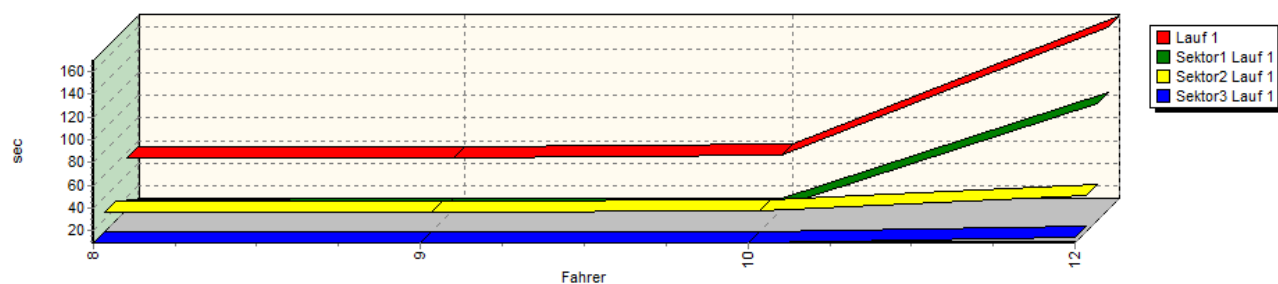
Sektorzeiten & Speeds - Groupe E2-SS+D(F3)

Groupe E2-SS+D(F3) Classe 36: F3

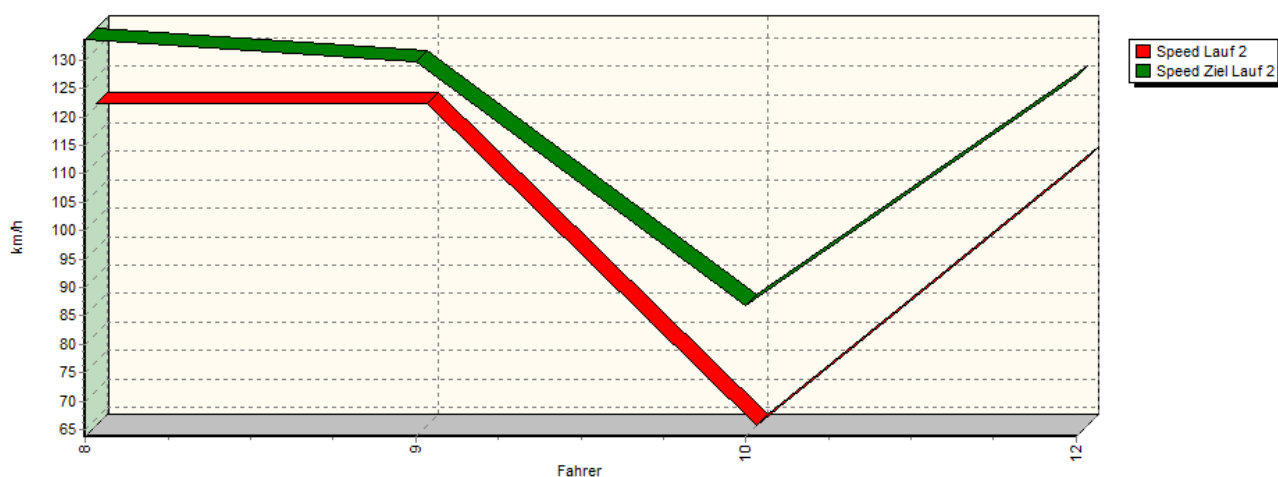
Speed-Diagramm Lauf 1



Sektor-Diagramm (Rest) Lauf 1

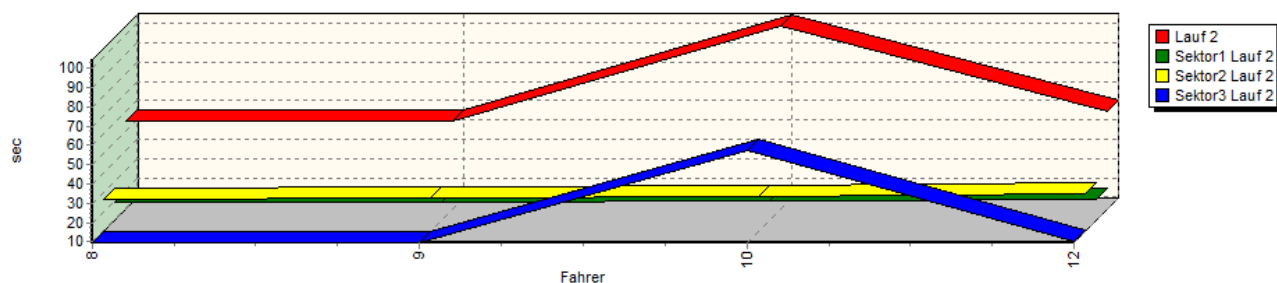


Speed-Diagramm Lauf 2

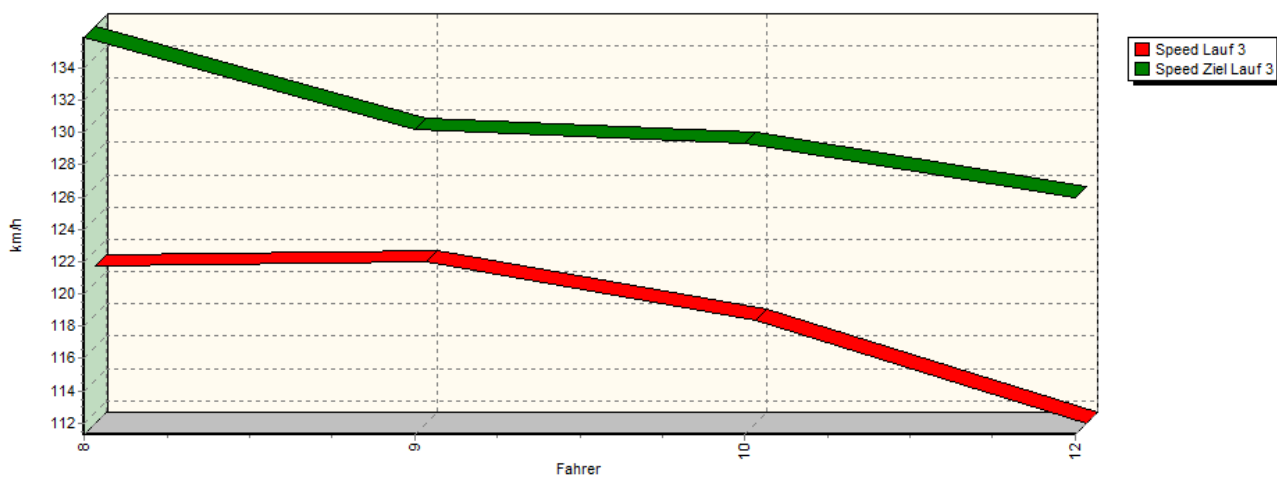


Sektorzeiten & Speeds - Groupe E2-SS+D(F3)

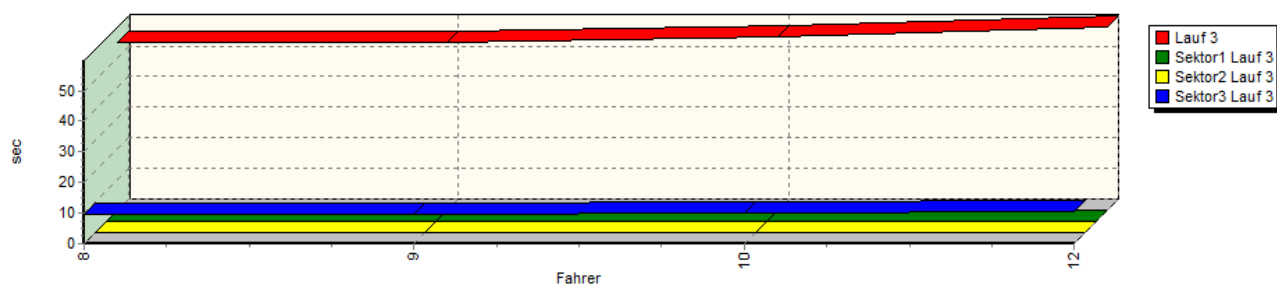
Sektor-Diagramm (Rest) Lauf 2



Speed-Diagramm Lauf 3



Sektor-Diagramm (Rest) Lauf 3



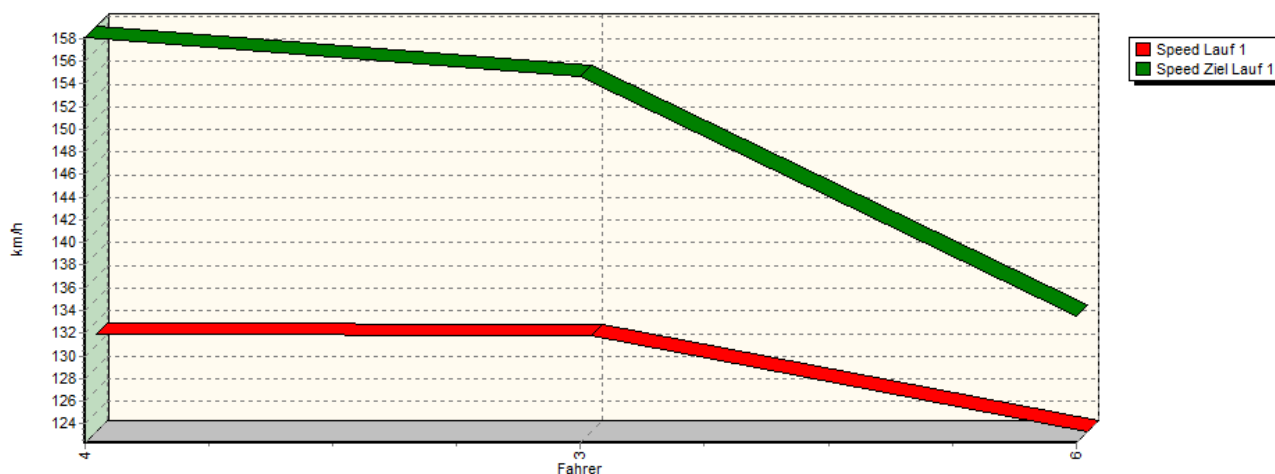
Rg.	Nr.	Sektor 1	Sektor 2	Sektor 3	Speed Ziel	Laufzeit	Speed (Lauf)	
1	8	CHOLLEY Ludovic	Dallara-Mercedes F306					
		Lauf 1:	00:18.673	00:26.203	00:09.728	136,08 km/h	00:54.604	121,97 km/h
		Lauf 2:	00:18.995	00:26.490	00:09.827	133,61 km/h	00:55.312	120,41 km/h
		Lauf 3:	*	*	00:09.677	135.88 km/h	00:55.005	121,08 km/h

Sektorzeiten & Speeds - Groupe E2-SS+D(F3)

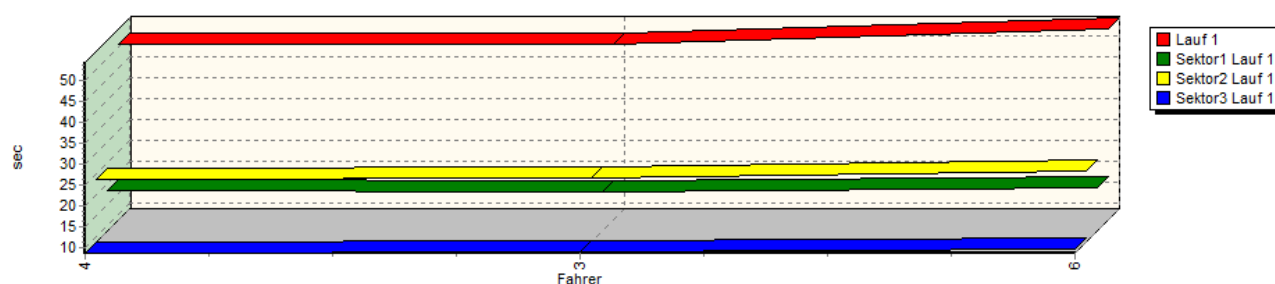
Rg.	Nr.	Sektor 1	Sektor 2	Sektor 3	Speed Ziel	Laufzeit	Speed (Lauf)
2	9	GUTH Sammy		Dallara-Opel Spiess F302			
		Lauf 1:	00:19.062	00:26.599	00:09.584	128,62 km/h	00:55.245 120,55 km/h
		Lauf 2:	00:19.010	00:26.712	00:09.554	129,64 km/h	00:55.276 120,49 km/h
		Lauf 3:	*	*	00:09.485	130,16 km/h	00:54.912 121,28 km/h
3	10	CHOLLEY Patrick		Dallara-Opel Spiess F305			
		Lauf 1:	00:19.111	00:27.811	00:10.153	126,14 km/h	00:57.075 116,69 km/h
		Lauf 2:	00:19.377	00:27.387	00:57.693	86,69 km/h	01:44.457 63,76 km/h
		Lauf 3:	*	*	00:10.215	129,34 km/h	00:56.598 117,67 km/h
4	12	SAINTMARD Gilles		Dallara-Opel Spiess F393			
		Lauf 1:	01:52.751	00:41.952	00:15.048	73,96 km/h	02:49.751 39,23 km/h
		Lauf 2:	00:20.478	00:29.190	00:10.439	126,93 km/h	01:00.107 110,80 km/h
		Lauf 3:	*	*	00:10.465	125,99 km/h	00:59.842 111,29 km/h

Groupe E2-SS+D(F3) Classe 37: +2000-3000 ccm

Speed-Diagramm Lauf 1

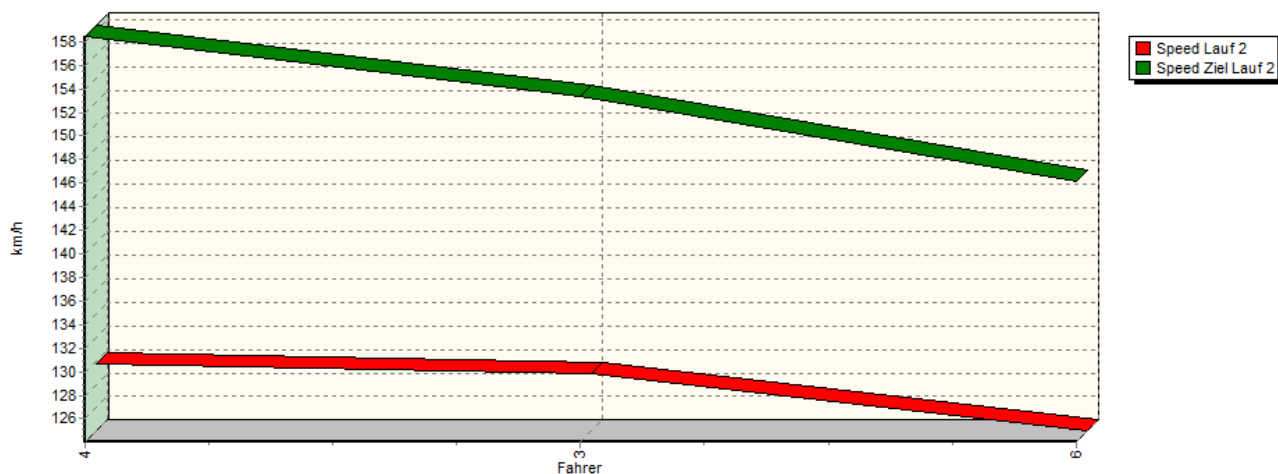


Sektor-Diagramm (Rest) Lauf 1

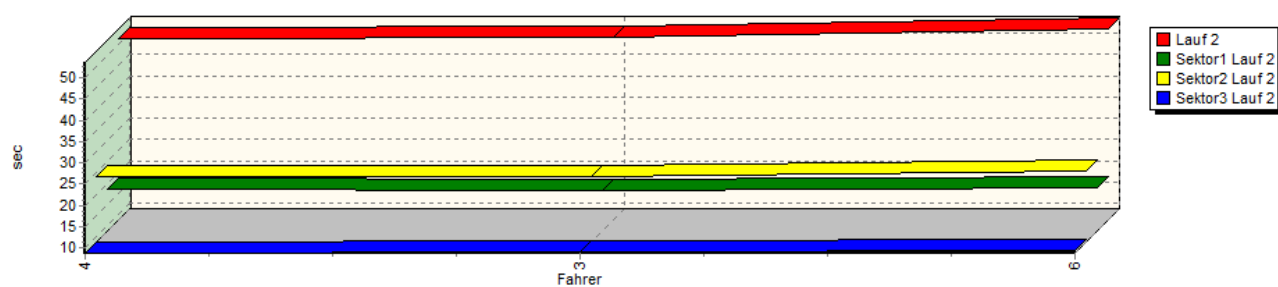


Sektorzeiten & Speeds - Groupe E2-SS+D(F3)

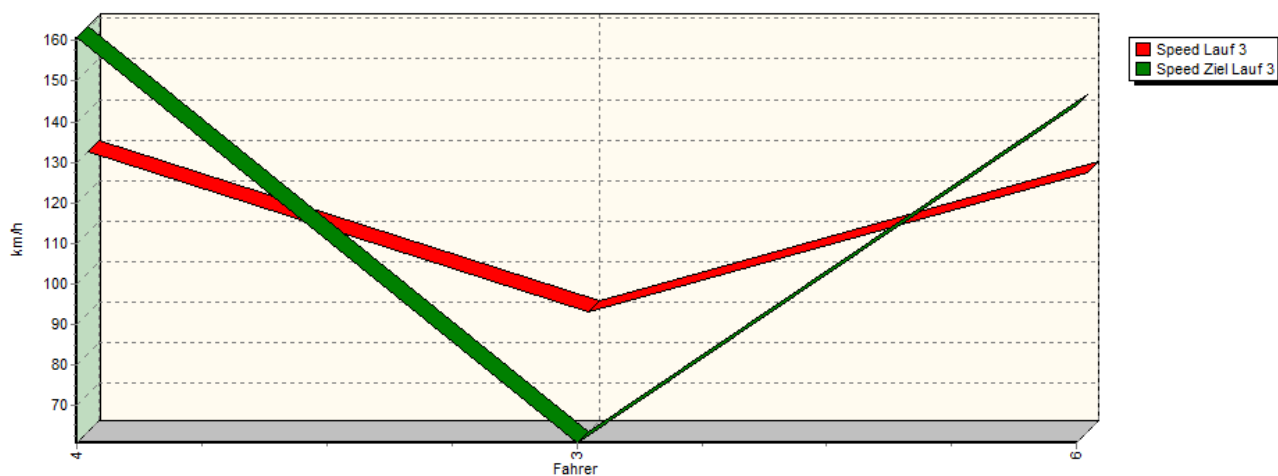
Speed-Diagramm Lauf 2



Sektor-Diagramm (Rest) Lauf 2

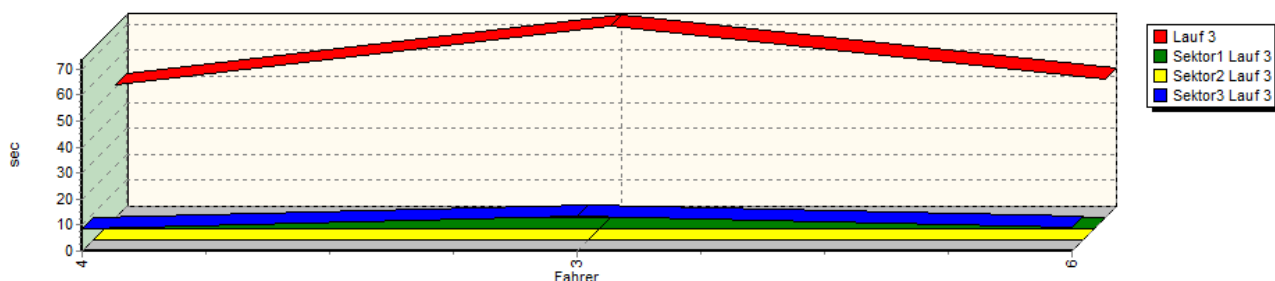


Speed-Diagramm Lauf 3



Sektorzeiten & Speeds - Groupe E2-SS+D(F3)

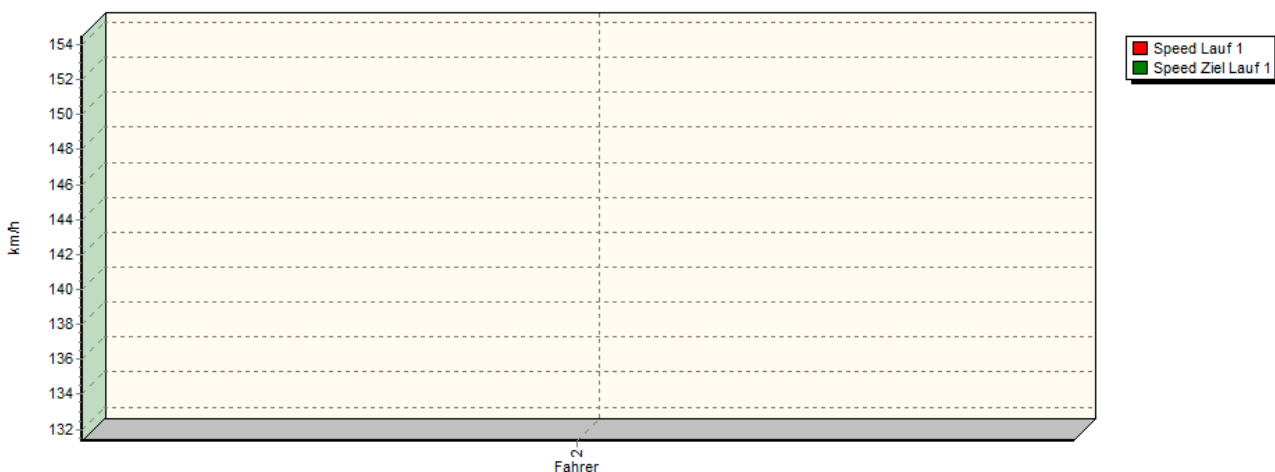
Sektor-Diagramm (Rest) Lauf 3



Rg.	Nr.	Sektor 1	Sektor 2	Sektor 3	Speed Ziel	Laufzeit	Speed (Lauf)
1	4	VOLLUZ Joël	Osella-Judd FA30				
		Lauf 1: 00:18.486	00:23.675	00:08.690	158,10 km/h	00:50.851	130,97 km/h
		Lauf 2: 00:18.553	00:24.073	00:08.729	158,45 km/h	00:51.355	129,69 km/h
		Lauf 3: *	*	00:08.603	160,80 km/h	00:51.294	129,84 km/h
2	3	BERGUERAND Eric	Lola-Cosworth FA99				
		Lauf 1: 00:18.073	00:23.960	00:08.868	154,67 km/h	00:50.901	130,84 km/h
		Lauf 2: 00:18.229	00:24.313	00:09.113	153,41 km/h	00:51.655	128,93 km/h
		Lauf 3: *	*	00:13.282	60,79 km/h	01:13.594	90,50 km/h
3	6	ALLAIS Daniel	Reynard-Judd 97D				
		Lauf 1: 00:19.180	00:25.662	00:09.606	133,57 km/h	00:54.448	122,32 km/h
		Lauf 2: 00:18.919	00:25.384	00:09.390	146,18 km/h	00:53.693	124,04 km/h
		Lauf 3: *	*	00:09.396	144,07 km/h	00:53.391	124,74 km/h

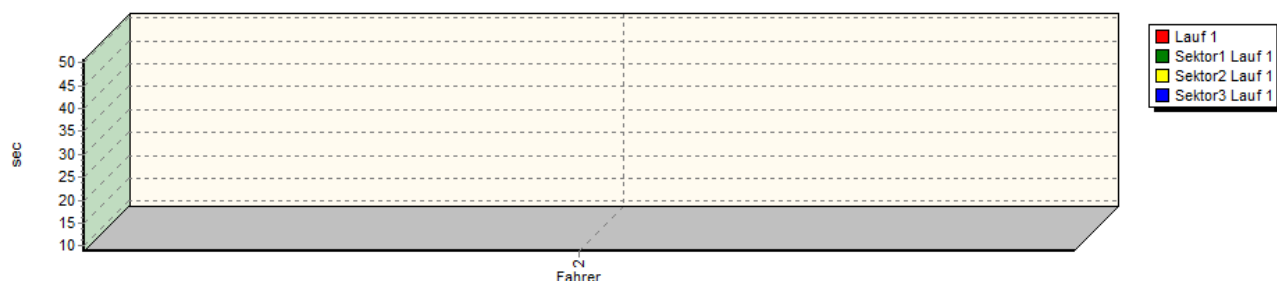
Groupe E2-SS+D(F3) Classe 38: +3000-4000 ccm

Speed-Diagramm Lauf 1

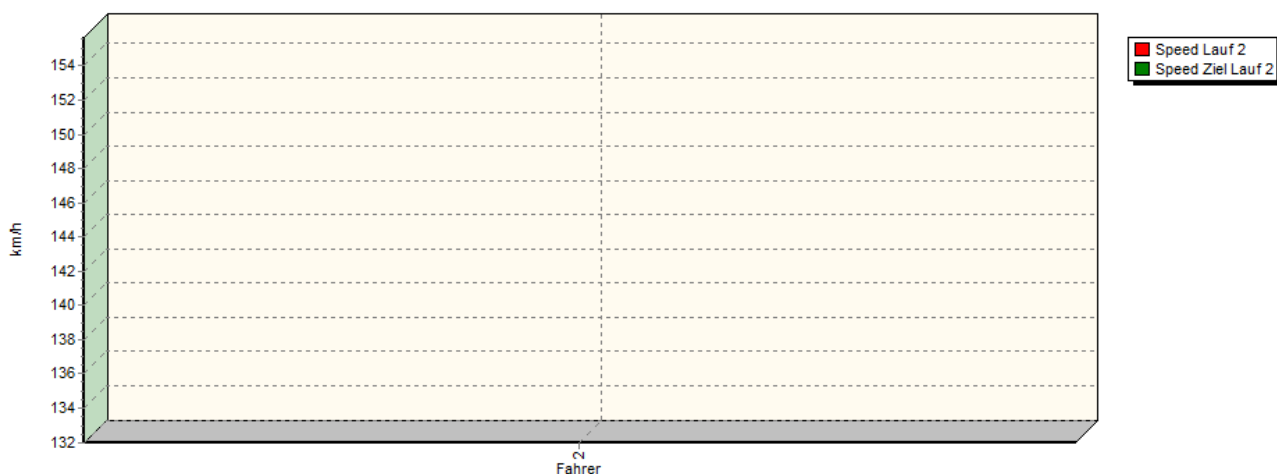


Sektorzeiten & Speeds - Groupe E2-SS+D(F3)

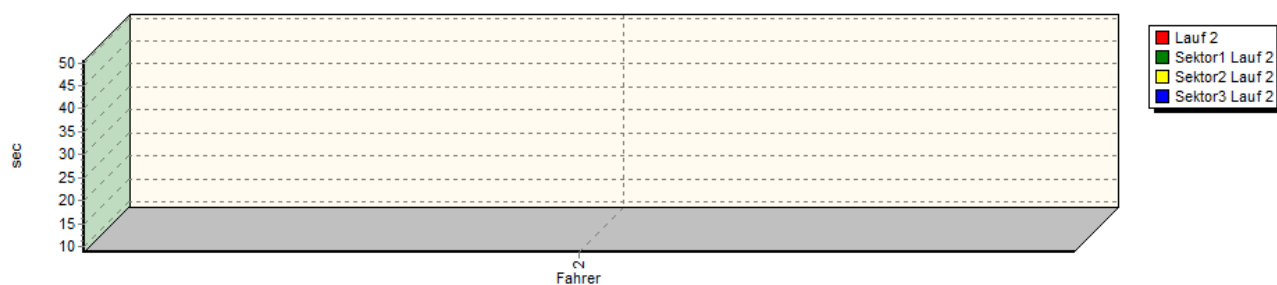
Sektor-Diagramm (Rest) Lauf 1



Speed-Diagramm Lauf 2

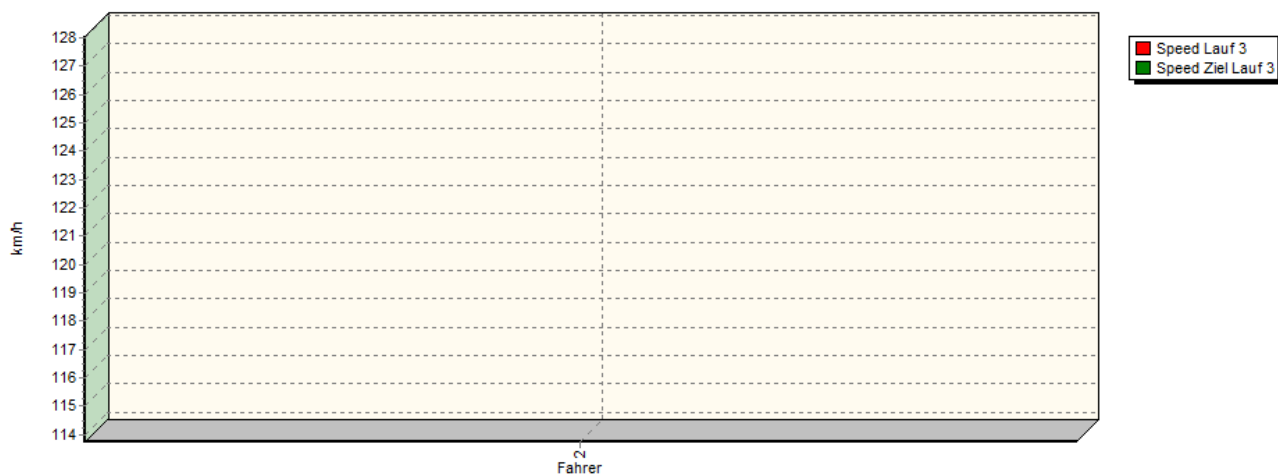


Sektor-Diagramm (Rest) Lauf 2

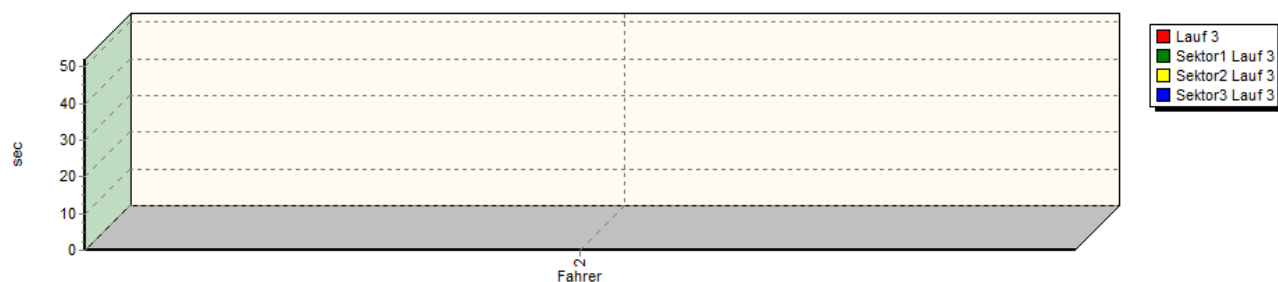


Sektorzeiten & Speeds - Groupe E2-SS+D(F3)

Speed-Diagramm Lauf 3



Sektor-Diagramm (Rest) Lauf 3



Rg.	Nr.	Sektor 1	Sektor 2	Sektor 3	Speed Ziel	Laufzeit	Speed (Lauf)	
1	2	HAUSER David		Dallara-Mecachrome GP2				
		Lauf 1:	00:17.832	00:24.004	00:08.876	154,48 km/h	00:50.712	131,33 km/h
		Lauf 2:	00:17.947	00:23.640	00:08.882	155,67 km/h	00:50.469	131,96 km/h
		Lauf 3:	*	*	00:09.133	113,74 km/h	00:52.015	128,04 km/h