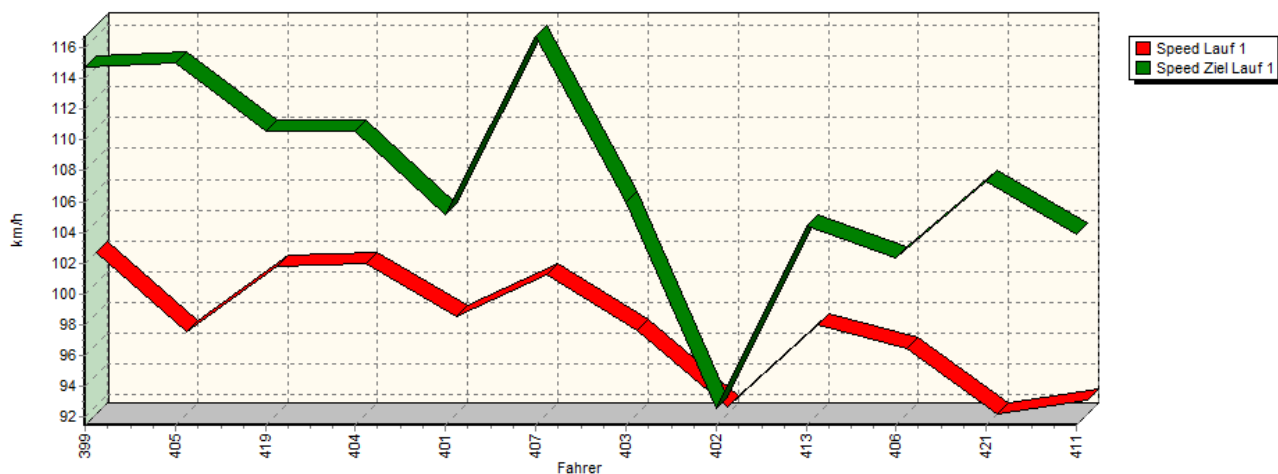
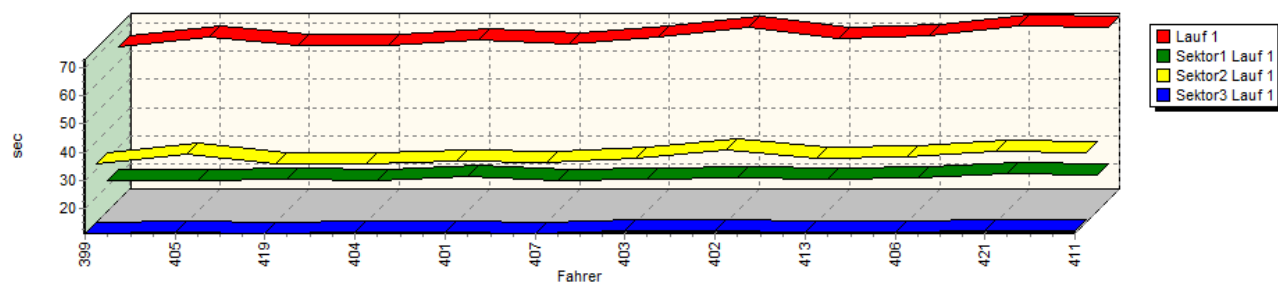


Sektorzeiten & Speeds - Groupe E1+H/FS (DMSB) Classe 22b: +1150-1400 ccm

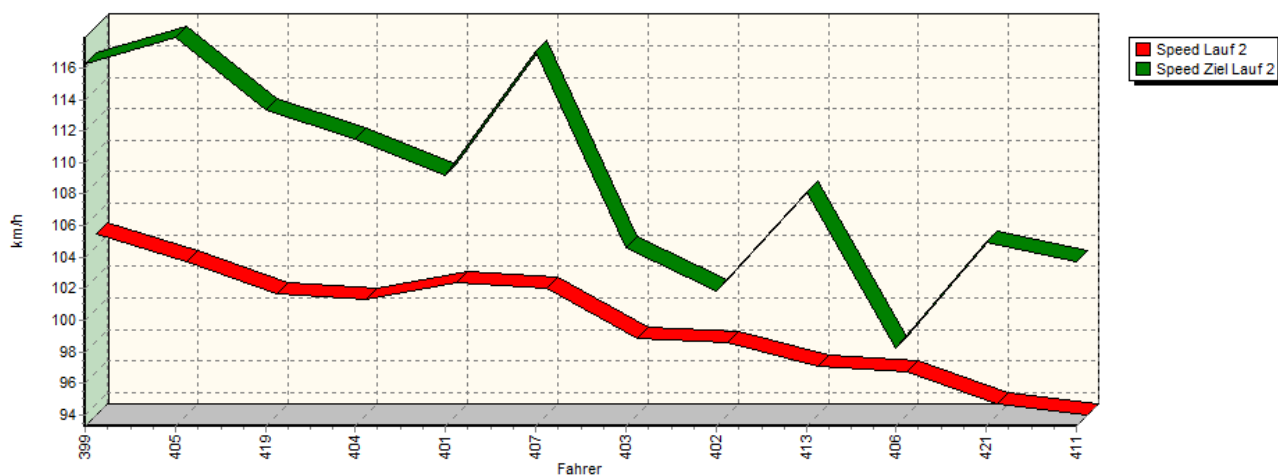
Speed-Diagramm Lauf 1



Sektor-Diagramm (Rest) Lauf 1

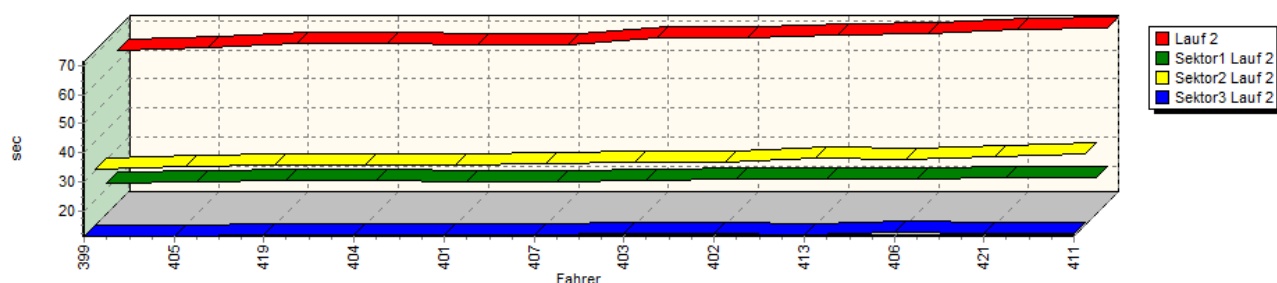


Speed-Diagramm Lauf 2

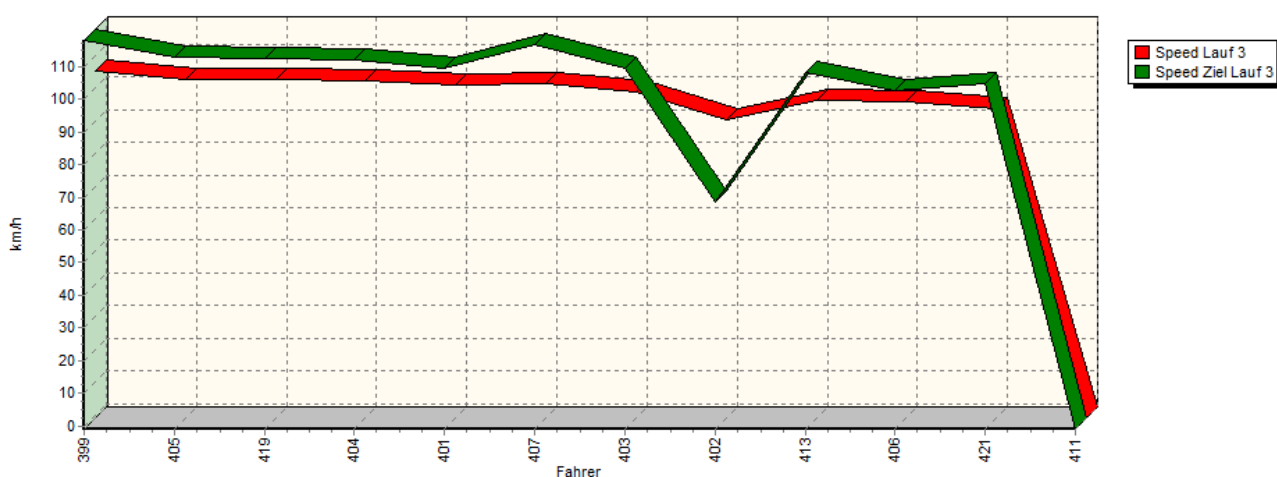


Sektorzeiten & Speeds - Groupe E1+H/FS (DMSB) Classe 22b: +1150-1400 ccm

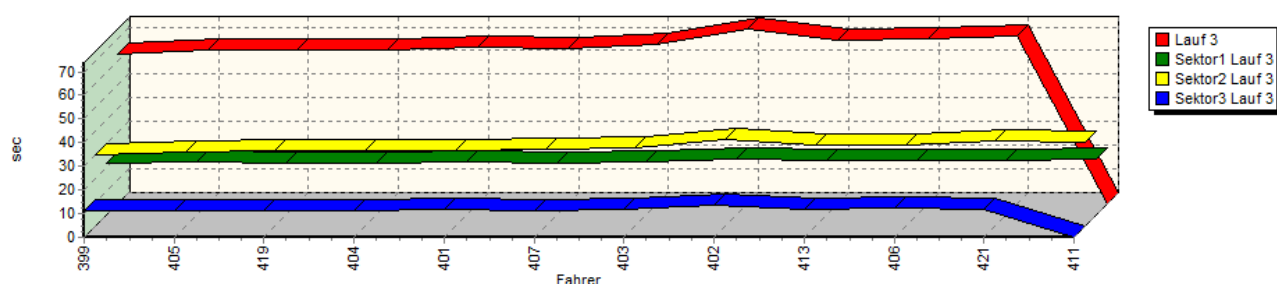
Sektor-Diagramm (Rest) Lauf 2



Speed-Diagramm Lauf 3



Sektor-Diagramm (Rest) Lauf 3



Rg.	Nr.	Sektor 1	Sektor 2	Sektor 3	Speed Ziel	Laufzeit	Speed (Lauf)	
1	399	ELLER Hans-Peter		VW Scirocco 53				
		Lauf 1:	00:22.197	00:31.859	00:11.274	114,72 km/h	01:05.330	101,95 km/h
		Lauf 2:	00:21.809	00:30.640	00:11.121	116,25 km/h	01:03.570	104,77 km/h
		Lauf 3:	00:21.833	00:30.313	00:11.266	117,98 km/h	01:03.412	105,03 km/h



European Hill Race

Bergrennen Eschdorf

6. - 8. Mai 2016

Luxemburger Bergmeisterschaft für Tourenwagen 2016

Luxemburger Bergmeisterschaft für Sportwagen 2016

Deutsche Bergmeisterschaft 2016 / DMSB Berg-Cup 2016

KW Berg-Cup 2016 / NSU Bergpokal 2016 im KW Berg-Cup



Sektorzeiten & Speeds - Groupe E1+H/FS (DMSB) Classe 22b: +1150-1400 ccm

Rg.	Nr.	Sektor 1	Sektor 2	Sektor 3	Speed Ziel	Laufzeit	Speed (Lauf)	
2	405	WEISSDORN Franz	VW Polo Hayabusa					
		Lauf 1:	00:21.927	00:35.328	00:11.534	115,03 km/h	01:08.789	96,82 km/h
		Lauf 2:	00:21.996	00:31.514	00:11.172	117,94 km/h	01:04.682	102,97 km/h
		Lauf 3:	00:22.406	00:31.181	00:11.285	112,66 km/h	01:04.872	102,66 km/h
3	419	EBENHÖH Armin	VW Polo I 86					
		Lauf 1:	00:22.573	00:31.811	00:11.490	110,59 km/h	01:05.874	101,10 km/h
		Lauf 2:	00:22.596	00:31.931	00:11.444	113,35 km/h	01:05.971	100,95 km/h
		Lauf 3:	00:22.130	00:31.629	00:11.191	112,56 km/h	01:04.950	102,54 km/h
4	404	ABB Nils	VW Schneider Polo II 8V					
		Lauf 1:	00:22.082	00:32.018	00:11.670	110,54 km/h	01:05.770	101,26 km/h
		Lauf 2:	00:22.551	00:31.940	00:11.717	111,45 km/h	01:06.208	100,59 km/h
		Lauf 3:	00:21.804	00:31.856	00:11.404	111,88 km/h	01:05.064	102,36 km/h
5	401	DUSCHER Frank	VW Polo 8V					
		Lauf 1:	00:23.368	00:33.030	00:11.680	105,17 km/h	01:08.078	97,83 km/h
		Lauf 2:	00:22.000	00:32.094	00:11.386	109,21 km/h	01:05.480	101,71 km/h
		Lauf 3:	00:22.270	00:32.041	00:11.600	109,32 km/h	01:05.911	101,05 km/h
6	407	KOHLER Thomas	Fiat X1/9 16V					
		Lauf 1:	00:22.300	00:32.471	00:11.486	116,73 km/h	01:06.257	100,52 km/h
		Lauf 2:	00:22.050	00:32.228	00:11.426	117,02 km/h	01:05.704	101,36 km/h
		Lauf 3:	00:21.787	00:32.356	00:11.454	116,61 km/h	01:05.597	101,53 km/h
7	403	HELLBERG Marcel	VW Brügge Polo 8V					
		Lauf 1:	00:22.818	00:33.793	00:12.101	105,99 km/h	01:08.712	96,93 km/h
		Lauf 2:	00:22.771	00:32.966	00:12.146	104,59 km/h	01:07.883	98,11 km/h
		Lauf 3:	00:22.665	00:33.059	00:11.792	109,35 km/h	01:07.516	98,64 km/h
8	402	LOHMANN Frank	VW Polo II 8V					
		Lauf 1:	00:23.315	00:36.868	00:12.281	92,53 km/h	01:12.464	91,91 km/h
		Lauf 2:	00:23.011	00:32.991	00:12.024	101,85 km/h	01:08.026	97,91 km/h
		Lauf 3:	00:23.576	00:36.730	00:13.582	68,45 km/h	01:13.888	90,14 km/h
9	413	DIETZ Nikolas	VW Polo II 16V					
		Lauf 1:	00:22.725	00:33.759	00:11.995	104,44 km/h	01:08.479	97,26 km/h
		Lauf 2:	00:23.004	00:34.303	00:11.799	108,12 km/h	01:09.106	96,37 km/h
		Lauf 3:	00:22.993	00:34.323	00:12.020	108,37 km/h	01:09.336	96,05 km/h
10	406	HÜLSMANN Markus	VW Golf I 8V					
		Lauf 1:	00:23.320	00:34.296	00:11.965	102,30 km/h	01:09.581	95,72 km/h
		Lauf 2:	00:23.031	00:33.819	00:12.493	98,20 km/h	01:09.343	96,05 km/h
		Lauf 3:	00:23.080	00:34.250	00:12.255	102,48 km/h	01:09.585	95,71 km/h
11	421	D'ACRI Luigi	Peugeot 106 Rallye					
		Lauf 1:	00:24.472	00:36.164	00:12.173	107,30 km/h	01:12.809	91,47 km/h
		Lauf 2:	00:23.724	00:34.980	00:12.144	104,96 km/h	01:10.848	94,01 km/h
		Lauf 3:	00:23.106	00:35.798	00:12.055	104,72 km/h	01:10.959	93,86 km/h
12	411	WINKLER Stefan	Fiat 127 A					
		Lauf 1:	00:24.049	00:35.882	00:12.188	103,90 km/h	01:12.119	92,35 km/h
		Lauf 2:	00:23.843	00:35.500	00:12.063	103,70 km/h	01:11.406	93,27 km/h
		Lauf 3:	00:23.543	00:35.356	*	* km/h	A	* km/h