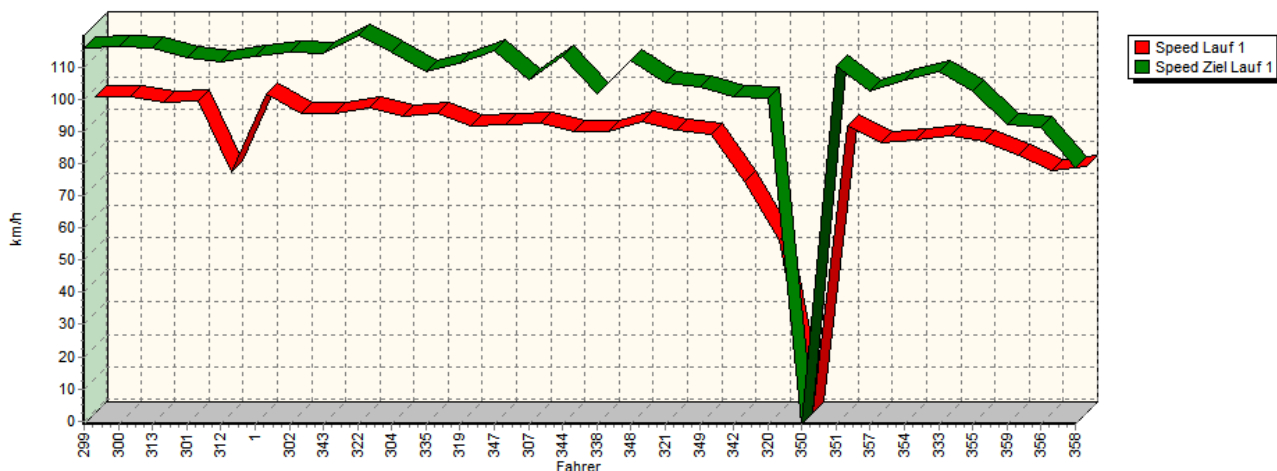


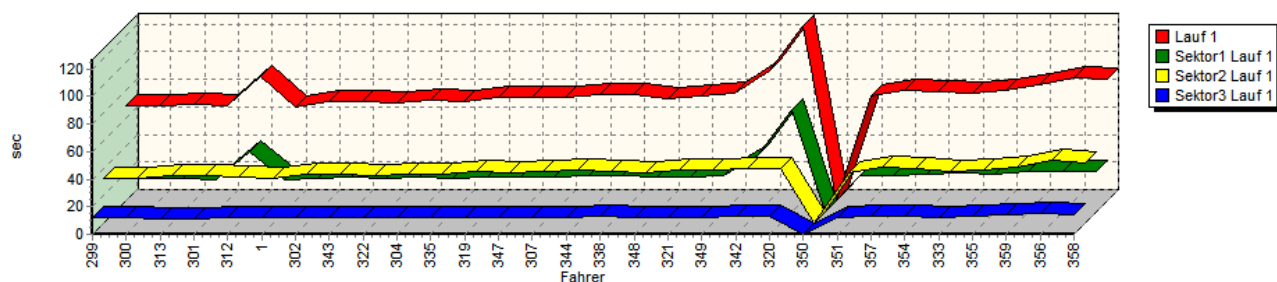
Sektorzeiten & Speeds

Groupe E1-Nat.+E1-FIA+E1-EX+E1-Berg(DMSB)+H(DMSB)+CTC/CGT(DMSB)+FS(DMSB)+gr. nat. Classe 23: +1600-2000 ccm

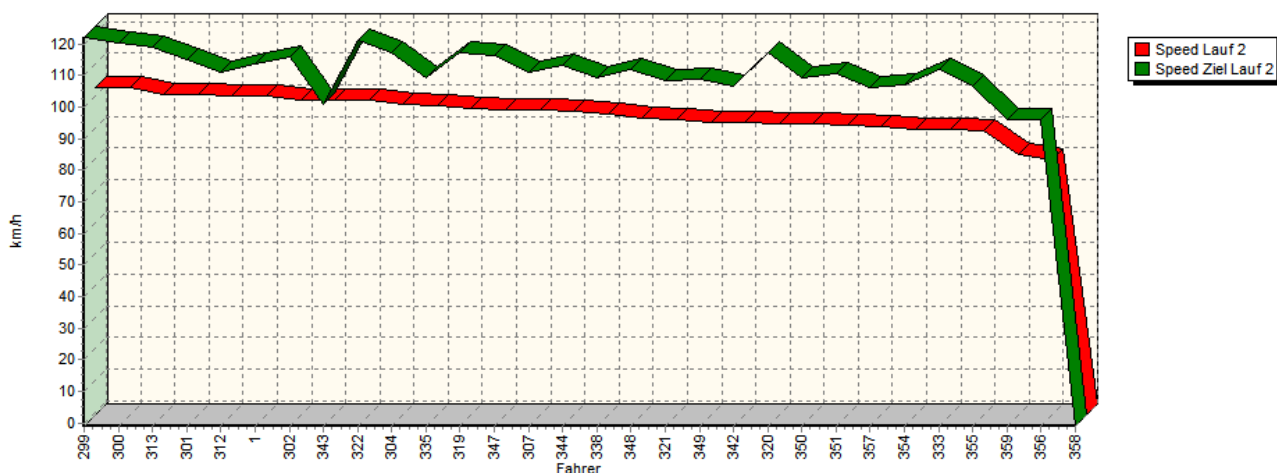
Speed-Diagramm Lauf 1



Sektor-Diagramm (Rest) Lauf 1



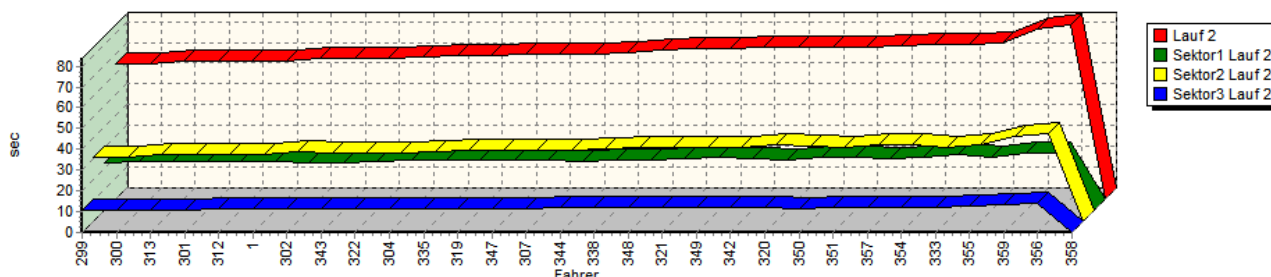
Speed-Diagramm Lauf 2



Sektorzeiten & Speeds

Groupe E1-Nat.+E1-FIA+E1-EX+E1-Berg(DMSB)+H(DMSB)+CTC/CGT(DMSB)+FS(DMSB)+gr. nat. Classe 23: +1600-2000 ccm

Sektor-Diagramm (Rest) Lauf 2



Rg.	Nr.	Sektor 1	Sektor 2	Sektor 3	Speed Ziel	Laufzeit	Speed (Lauf)
1	299	PISANO Egidio	VW Minichberger-Golf 1 STW 16				
		Lauf 1: 00:23.898	00:32.800	00:11.765	115,96 km/h	01:08.463	97,28 km/h
		Lauf 2: 00:23.013	00:31.158	00:10.780	122,01 km/h	01:04.951	102,54 km/h
2	300	WIEBE Björn	Renault Williams Wiebe Laguna				
		Lauf 1: 00:24.027	00:32.648	00:11.795	116,57 km/h	01:08.470	97,27 km/h
		Lauf 2: 00:23.303	00:30.989	00:10.735	120,40 km/h	01:05.027	102,42 km/h
3	313	ELLER Hans Peter	VW Golf 19				
		Lauf 1: 00:24.171	00:34.065	00:11.553	115,87 km/h	01:09.789	95,43 km/h
		Lauf 2: 00:23.461	00:32.014	00:10.807	118,92 km/h	01:06.282	100,48 km/h
4	301	ORTH Patrick	BMW 320is E30				
		Lauf 1: 00:23.679	00:34.022	00:11.532	113,14 km/h	01:09.233	96,20 km/h
		Lauf 2: 00:23.311	00:32.109	00:11.009	114,83 km/h	01:06.429	100,26 km/h
5	312	STRASSER Thomas	VW Minichberger-Scirocco STW				
		Lauf 1: 00:43.721	00:33.953	00:12.174	111,43 km/h	01:29.848	74,13 km/h
		Lauf 2: 00:23.313	00:31.856	00:11.377	110,91 km/h	01:06.546	100,08 km/h
6	1	MARCHIONE Canio	VW Scirocco				
		Lauf 1: 00:23.285	00:32.837	00:11.660	113,36 km/h	01:07.782	98,26 km/h
		Lauf 2: 00:23.128	00:32.318	00:11.237	113,56 km/h	01:06.683	99,88 km/h
7	302	RAUCH Michael	Opel Briegel Kadett 8V				
		Lauf 1: 00:24.662	00:35.300	00:12.236	114,87 km/h	01:12.198	92,25 km/h
		Lauf 2: 00:23.050	00:33.295	00:11.070	116,01 km/h	01:07.415	98,79 km/h
8	343	CASCIARO Fabrizio	Honda Civic				
		Lauf 1: 00:25.151	00:35.056	00:12.032	114,26 km/h	01:12.239	92,19 km/h
		Lauf 2: 00:22.863	00:33.000	00:11.557	100,98 km/h	01:07.420	98,78 km/h
9	322	HEISEL Lars	Opel Böhm Kadett 16V				
		Lauf 1: 00:24.528	00:34.582	00:11.834	119,87 km/h	01:10.944	93,88 km/h
		Lauf 2: 00:23.597	00:32.859	00:11.107	121,11 km/h	01:07.563	98,57 km/h
10	304	WIEBE Peter	Renault Williams Wiebe Laguna				
		Lauf 1: 00:25.719	00:35.059	00:12.222	114,76 km/h	01:13.000	91,23 km/h
		Lauf 2: 00:23.989	00:33.032	00:11.380	117,20 km/h	01:08.401	97,37 km/h
11	335	BAYER Daniel	Opel Kadett C Coupe				
		Lauf 1: 00:24.616	00:35.291	00:12.475	108,71 km/h	01:12.382	92,01 km/h
		Lauf 2: 00:23.896	00:33.431	00:11.446	109,21 km/h	01:08.773	96,84 km/h
12	319	WEISS Werner	Ford Escort RS1800				
		Lauf 1: 00:25.191	00:37.711	00:12.530	111,35 km/h	01:15.432	88,29 km/h
		Lauf 2: 00:23.870	00:34.248	00:11.138	117,21 km/h	01:09.256	96,16 km/h



European Hill Race

Bergrennen in Eschdorf

6. - 7. Mai 2017

Luxemburger Bergmeisterschaft für Tourenwagen 2017

Luxemburger Bergmeisterschaft für Sportwagen 2017

DMSB Deutsche Automobil-Bergmeisterschaft 2017 / DMSB Team-Cup 2017

DMSB Automobil-Berg-Cup 2017 / KW Berg-Cup 2017



Sektorzeiten & Speeds

Groupe E1-Nat.+E1-FIA+E1-EX+E1-Berg(DMSB)+H(DMSB)+CTC/CGT(DMSB)+FS(DMSB)+gr. nat. Classe 23: +1600-2000 ccm

Rg.	Nr.	Sektor 1	Sektor 2	Sektor 3	Speed Ziel	Laufzeit	Speed (Lauf)
13	347	EGGERTSWYLER Thierry Peugeot 405 Mi16					
		Lauf 1: 00:25.764	00:36.957	00:12.528	115,31 km/h	01:15.249	88,51 km/h
		Lauf 2: 00:24.090	00:34.225	00:11.453	116,45 km/h	01:09.768	95,46 km/h
14	307	PLEIER Alexander Opel Kadett C Coupé					
		Lauf 1: 00:25.379	00:37.084	00:12.370	106,16 km/h	01:14.833	89,00 km/h
		Lauf 2: 00:24.046	00:34.175	00:11.611	110,89 km/h	01:09.832	95,37 km/h
15	344	SCHWILDEN Eric Peugeot 205 GTI					
		Lauf 1: 00:25.982	00:38.286	00:12.544	113,47 km/h	01:16.812	86,71 km/h
		Lauf 2: 00:23.611	00:34.270	00:11.992	113,21 km/h	01:09.873	95,32 km/h
16	338	KELLNDORFER Martin Opel Kadett C Coupe 8V					
		Lauf 1: 00:26.155	00:37.666	00:13.163	101,77 km/h	01:16.984	86,51 km/h
		Lauf 2: 00:24.007	00:34.718	00:11.933	109,25 km/h	01:10.658	94,26 km/h
17	348	RAEMY Philippe Peugeot 306 Gti					
		Lauf 1: 00:25.369	00:36.873	00:12.170	111,88 km/h	01:14.412	89,50 km/h
		Lauf 2: 00:24.157	00:35.458	00:11.932	111,90 km/h	01:11.547	93,09 km/h
18	321	FLIK Thomas Renault Clio 3 Cup					
		Lauf 1: 00:25.693	00:38.123	00:12.665	105,14 km/h	01:16.481	87,08 km/h
		Lauf 2: 00:24.957	00:35.344	00:11.770	108,55 km/h	01:12.071	92,41 km/h
19	349	LEJEUNE Eric Peugeot 306 S16					
		Lauf 1: 00:26.796	00:38.319	00:12.525	103,88 km/h	01:17.640	85,78 km/h
		Lauf 2: 00:25.184	00:35.334	00:12.088	108,81 km/h	01:12.606	91,73 km/h
20	342	WEBER Michael Renault Clio 3 RS					
		Lauf 1: 00:41.409	00:39.117	00:13.462	100,86 km/h	01:33.988	70,86 km/h
		Lauf 2: 00:24.856	00:35.841	00:12.087	106,78 km/h	01:12.784	91,50 km/h
21	320	RUWE Mario VW Golf GTI 16V					
		Lauf 1: 01:14.325	00:39.312	00:13.074	100,59 km/h	02:06.711	52,56 km/h
		Lauf 2: 00:24.277	00:36.805	00:11.954	117,15 km/h	01:13.036	91,19 km/h
22	350	DEFESCHE Benjamin VW Scirocco					
		Lauf 1: *	*	*	* km/h	*	* km/h
		Lauf 2: 00:25.310	00:36.186	00:11.600	109,04 km/h	01:13.096	91,11 km/h
23	351	SOISSON Claude Opel Manta B					
		Lauf 1: 00:26.323	00:36.600	00:12.641	110,23 km/h	01:15.564	88,14 km/h
		Lauf 2: 00:25.719	00:35.671	00:11.898	110,42 km/h	01:13.288	90,87 km/h
24	357	BECKER Sandra Renault Clio II Cup					
		Lauf 1: 00:26.782	00:40.355	00:13.233	102,50 km/h	01:20.370	82,87 km/h
		Lauf 2: 00:24.650	00:37.009	00:12.265	106,12 km/h	01:13.924	90,09 km/h
25	354	MARECHAL Henri Renault Clio 3 Cup					
		Lauf 1: 00:26.955	00:39.741	00:12.737	106,04 km/h	01:19.433	83,84 km/h
		Lauf 2: 00:25.183	00:37.059	00:12.250	106,89 km/h	01:14.492	89,41 km/h
26	333	CHRISTALL Roland Opel Ascona B Frank 8V					
		Lauf 1: 00:28.272	00:37.316	00:12.623	108,57 km/h	01:18.211	85,15 km/h
		Lauf 2: 00:26.788	00:35.827	00:11.891	111,80 km/h	01:14.506	89,39 km/h
27	355	MOREAU Bastien Renault Clio 3 RS					
		Lauf 1: 00:27.741	00:38.878	00:13.233	102,70 km/h	01:19.852	83,40 km/h
		Lauf 2: 00:25.640	00:36.898	00:12.479	106,72 km/h	01:15.017	88,78 km/h
28	359	FLAMMANG Tania Peugeot 206 RC					
		Lauf 1: 00:29.184	00:40.591	00:14.484	92,18 km/h	01:24.259	79,04 km/h
		Lauf 2: 00:27.582	00:40.755	00:13.434	95,78 km/h	01:21.771	81,45 km/h



European Hill Race

Bergrennen in Eschdorf

6. - 7. Mai 2017

Luxemburger Bergmeisterschaft für Tourenwagen 2017

Luxemburger Bergmeisterschaft für Sportwagen 2017

DMSB Deutsche Automobil-Bergmeisterschaft 2017 / DMSB Team-Cup 2017

DMSB Automobil-Berg-Cup 2017 / KW Berg-Cup 2017



Sektorzeiten & Speeds

Groupe E1-Nat.+E1-FIA+E1-EX+E1-Berg(DMSB)+H(DMSB)+CTC/CGT(DMSB)+FS(DMSB)+gr. nat. Classe 23: +1600-2000 ccm

Rg.	Nr.	Sektor 1	Sektor 2	Sektor 3	Speed Ziel	Laufzeit	Speed (Lauf)
29	356	BECKER Pascal		Renault Clio II RS			
		Lauf 1:	00:29.340	00:45.647	00:14.720	91,32 km/h	01:29.707 74,24 km/h
		Lauf 2:	00:27.598	00:42.352	00:13.828	95,99 km/h	01:23.778 79,50 km/h
30	358	MEYER Alain		VW Golf			
		Lauf 1:	00:29.826	00:43.928	00:14.416	78,80 km/h	01:28.170 75,54 km/h
		Lauf 2:	*	*	*	* km/h	* km/h