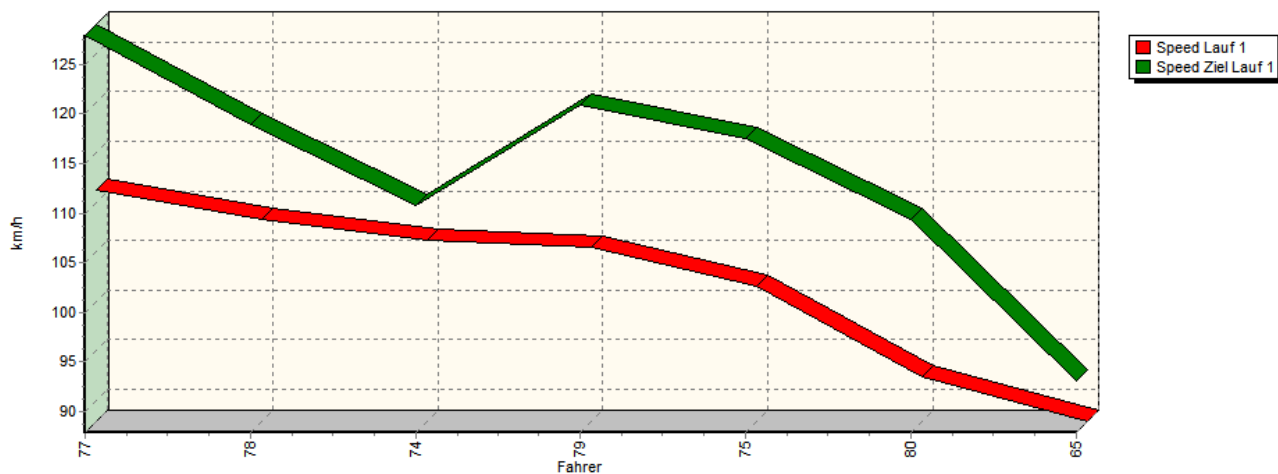


Sektorzeiten & Speeds

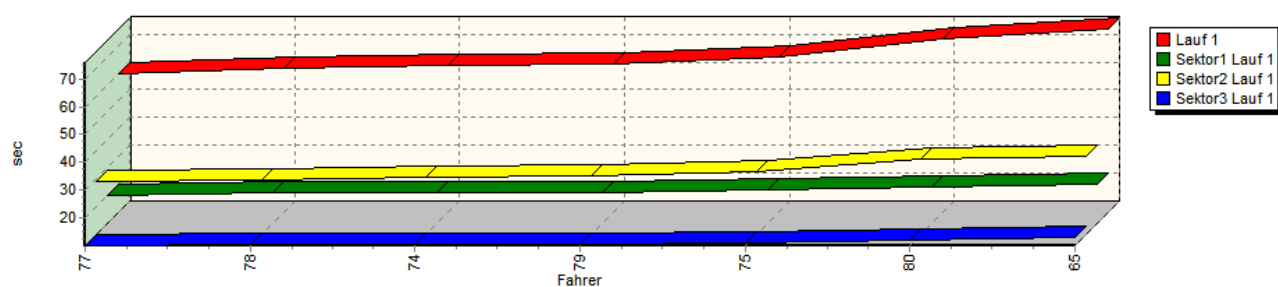
Groupe E2-SH + CM (DMSB, RACB, FFSA, RACE...)

Groupe E2-SH + CM (DMSB, RACB, FFSA, RACE...) Classe 26: 0-1600 ccm

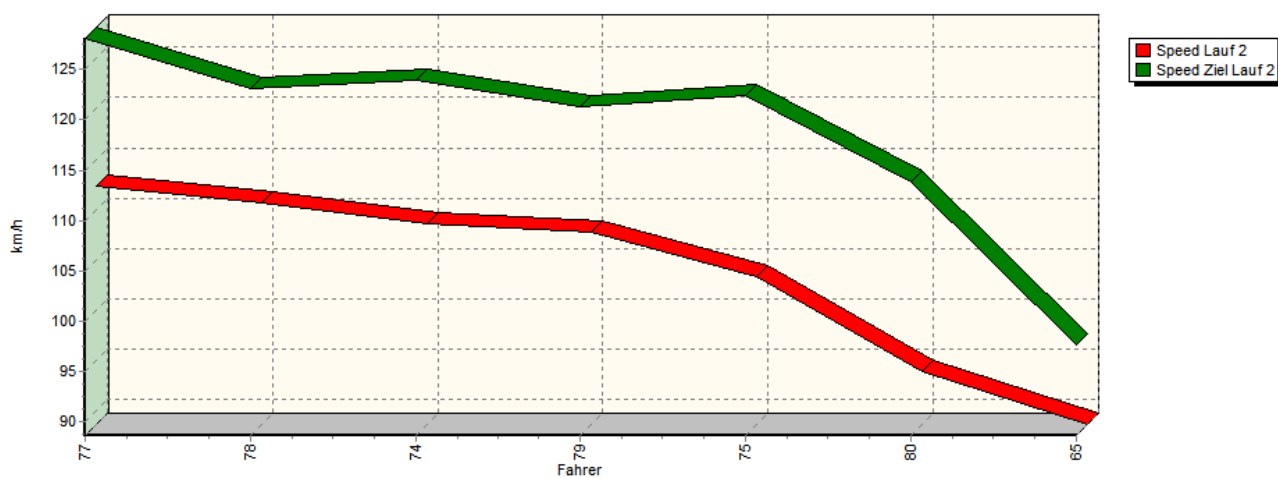
Speed-Diagramm Lauf 1



Sektor-Diagramm (Rest) Lauf 1



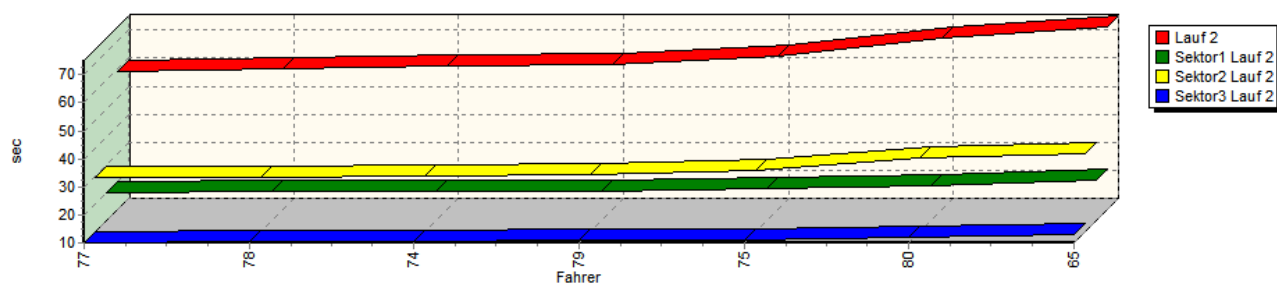
Speed-Diagramm Lauf 2



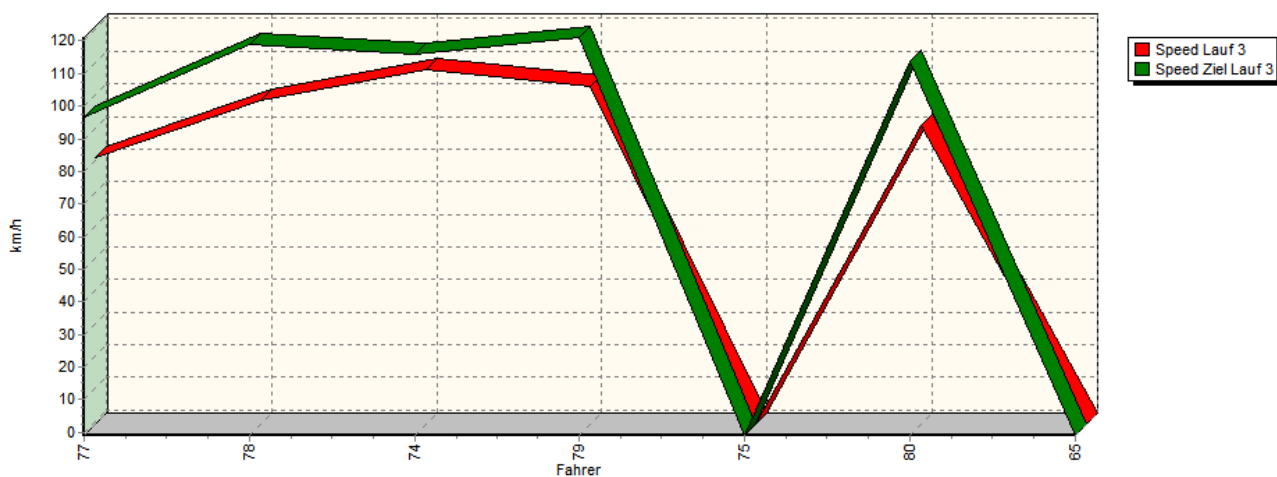
Sektorzeiten & Speeds

Groupe E2-SH + CM (DMSB, RACB, FFSA, RACE...)

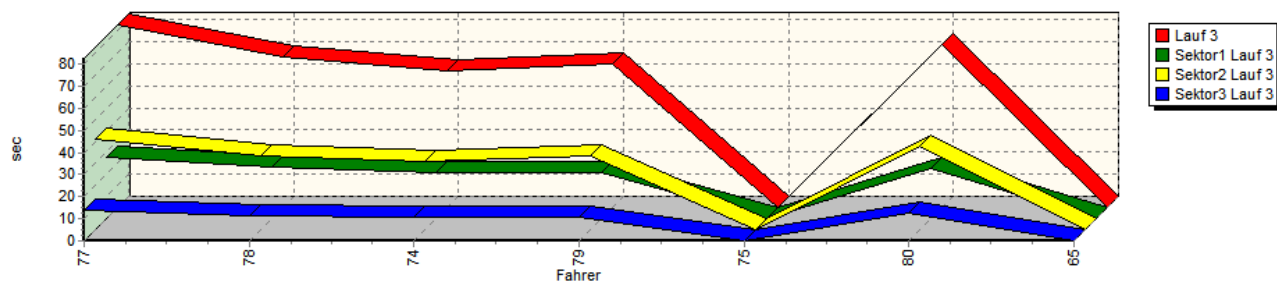
Sektor-Diagramm (Rest) Lauf 2



Speed-Diagramm Lauf 3



Sektor-Diagramm (Rest) Lauf 3



| Rg. | Nr. | Sektor 1 | Sektor 2 | Sektor 3 | Speed Ziel | Laufzeit | Speed (Lauf) | |
|-----|-----|----------------------|-----------|------------------------|------------|-------------|--------------|-------------|
| 1 | 77 | NOIRAT Jeremy | | TrackKing-Suzuki RC01b | | | | |
| | | Lauf 1: | 00:20.413 | 00:29.349 | 00:10.144 | 127,92 km/h | 00:59.906 | 111,18 km/h |
| | | Lauf 2: | 00:20.014 | 00:29.300 | 00:09.997 | 128,09 km/h | 00:59.311 | 112,29 km/h |
| | | Lauf 3: | 00:27.583 | 00:41.038 | 00:13.940 | 96,84 km/h | 01:22.561 | 80,67 km/h |

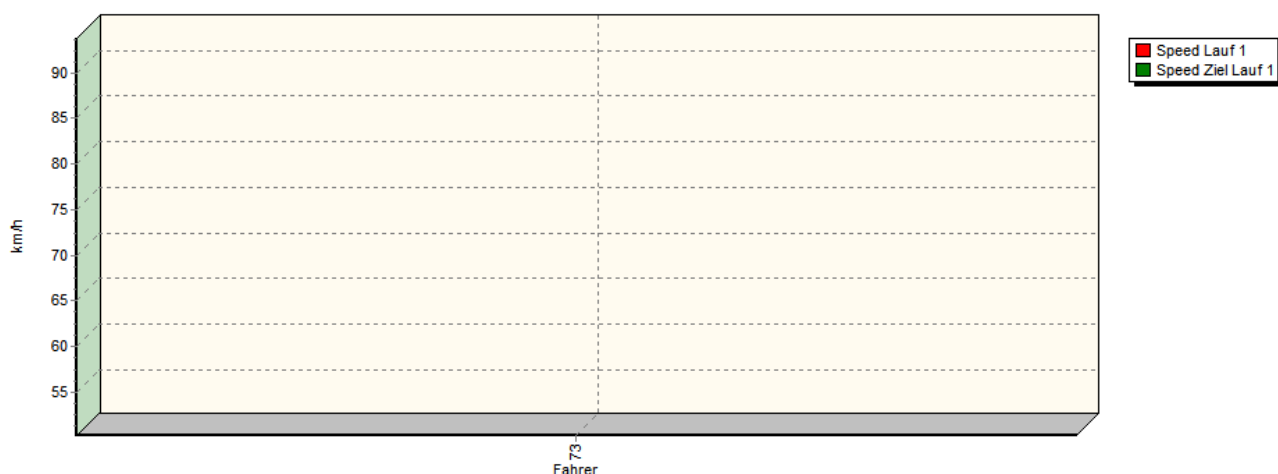
Sektorzeiten & Speeds

Groupe E2-SH + CM (DMSB, RACB, FFSA, RACE...)

| Rg. | Nr. | Sektor 1 | Sektor 2 | Sektor 3 | Speed Ziel | Laufzeit | Speed (Lauf) |
|-----|-----|--------------------------|------------------------|-----------|-------------|-----------|--------------|
| 2 | 78 | KROLL Ralf | Silver Car-Suzuki S2 G | | | | |
| | | Lauf 1: 00:21.321 | 00:29.819 | 00:10.411 | 118,99 km/h | 01:01.551 | 108,20 km/h |
| | | Lauf 2: 00:20.624 | 00:29.332 | 00:10.255 | 123,06 km/h | 01:00.211 | 110,61 km/h |
| | | Lauf 3: 00:23.031 | 00:33.698 | 00:11.048 | 119,07 km/h | 01:07.777 | 98,26 km/h |
| 3 | 74 | HEBINGER Loic | Speed Car-Suzuki GTR | | | | |
| | | Lauf 1: 00:21.175 | 00:30.786 | 00:10.825 | 110,74 km/h | 01:02.786 | 106,08 km/h |
| | | Lauf 2: 00:20.669 | 00:30.112 | 00:10.558 | 123,92 km/h | 01:01.339 | 108,58 km/h |
| | | Lauf 3: 00:20.684 | 00:30.791 | 00:10.430 | 116,06 km/h | 01:01.905 | 107,58 km/h |
| 4 | 79 | ADAMI Erwin | PRM-Yamaha Funboost RC | | | | |
| | | Lauf 1: 00:21.019 | 00:31.343 | 00:10.829 | 120,94 km/h | 01:03.191 | 105,40 km/h |
| | | Lauf 2: 00:20.483 | 00:30.579 | 00:10.746 | 121,37 km/h | 01:01.808 | 107,75 km/h |
| | | Lauf 3: 00:21.070 | 00:33.162 | 00:10.783 | 121,07 km/h | 01:05.015 | 102,44 km/h |
| 5 | 75 | SOURIS Fredericq | Speed Car-Suzuki GTR | | | | |
| | | Lauf 1: 00:21.994 | 00:32.678 | 00:10.970 | 117,49 km/h | 01:05.642 | 101,46 km/h |
| | | Lauf 2: 00:21.606 | 00:31.898 | 00:11.002 | 122,37 km/h | 01:04.506 | 103,25 km/h |
| | | Lauf 3: * | * | * | * km/h | * | * km/h |
| 6 | 80 | DE SAEDELEER Bart | Fiat VRC 500 Suzuki | | | | |
| | | Lauf 1: 00:23.013 | 00:37.176 | 00:11.924 | 109,41 km/h | 01:12.113 | 92,36 km/h |
| | | Lauf 2: 00:22.639 | 00:36.200 | 00:12.092 | 113,82 km/h | 01:10.931 | 93,89 km/h |
| | | Lauf 3: 00:22.948 | 00:37.951 | 00:12.565 | 113,86 km/h | 01:13.464 | 90,66 km/h |
| 7 | 65 | VERMEYLEN Eric | Funyo-Suzuki RS4 | | | | |
| | | Lauf 1: 00:24.044 | 00:38.369 | 00:13.376 | 93,10 km/h | 01:15.789 | 87,88 km/h |
| | | Lauf 2: 00:24.305 | 00:37.771 | 00:13.075 | 97,63 km/h | 01:15.151 | 88,62 km/h |
| | | Lauf 3: * | * | * | * km/h | * | * km/h |

Groupe E2-SH + CM (DMSB, RACB, FFSA, RACE...) Classe 28: +2000-3000 ccm

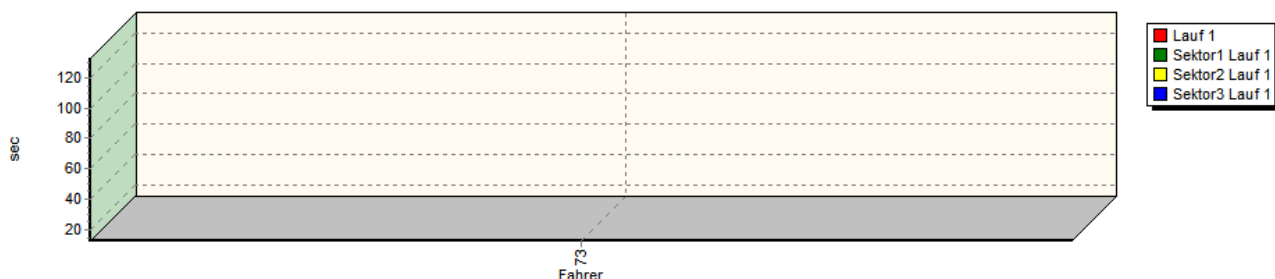
Speed-Diagramm Lauf 1



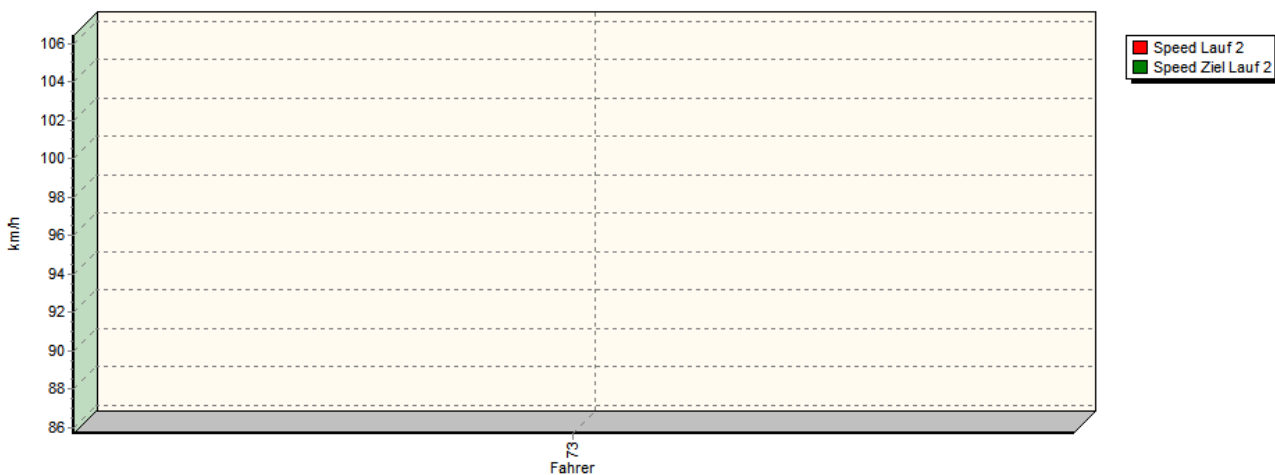
Sektorzeiten & Speeds

Groupe E2-SH + CM (DMSB, RACB, FFSA, RACE...)

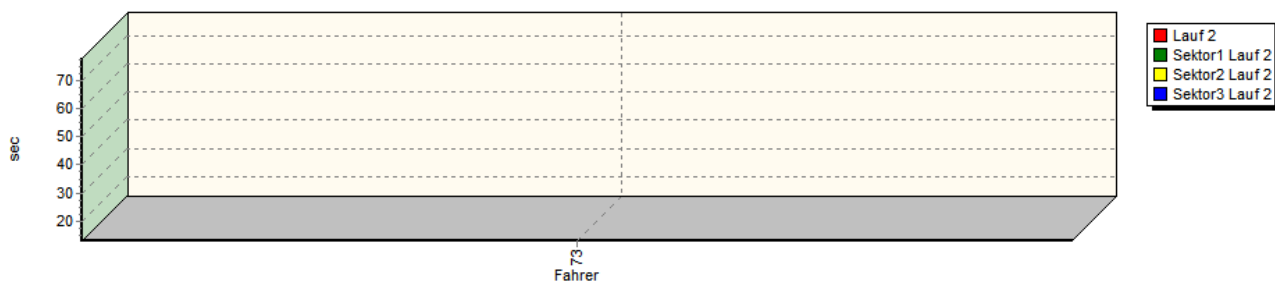
Sektor-Diagramm (Rest) Lauf 1



Speed-Diagramm Lauf 2



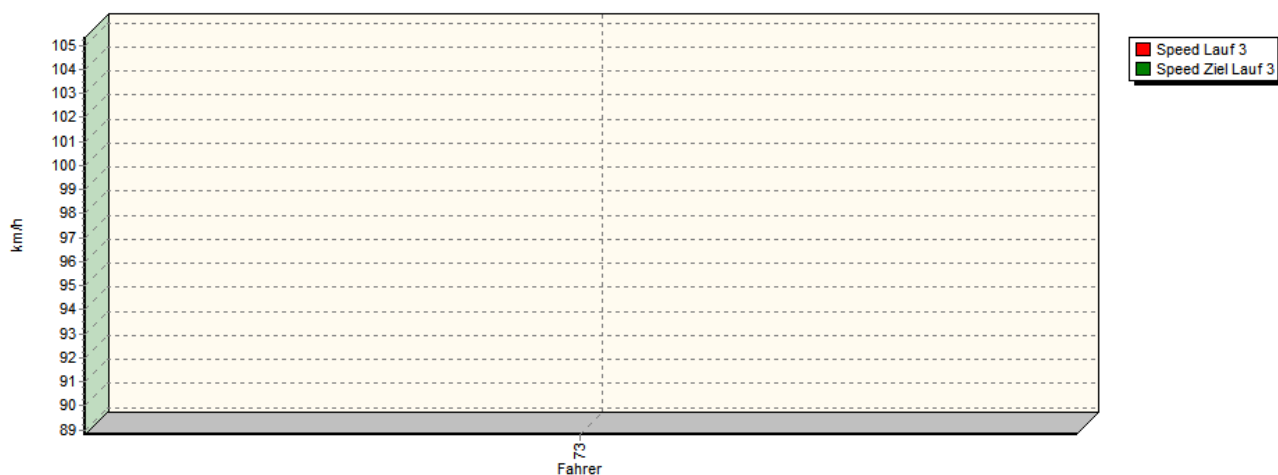
Sektor-Diagramm (Rest) Lauf 2



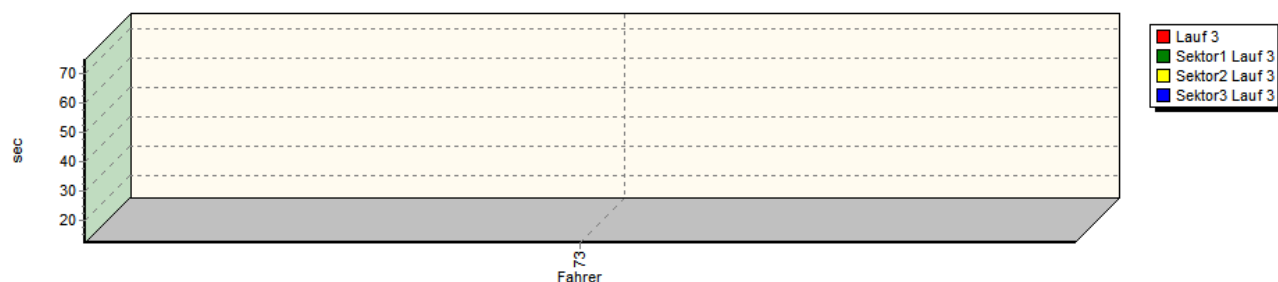
Sektorzeiten & Speeds

Groupe E2-SH + CM (DMSB, RACB, FFSA, RACE...)

Speed-Diagramm Lauf 3



Sektor-Diagramm (Rest) Lauf 3



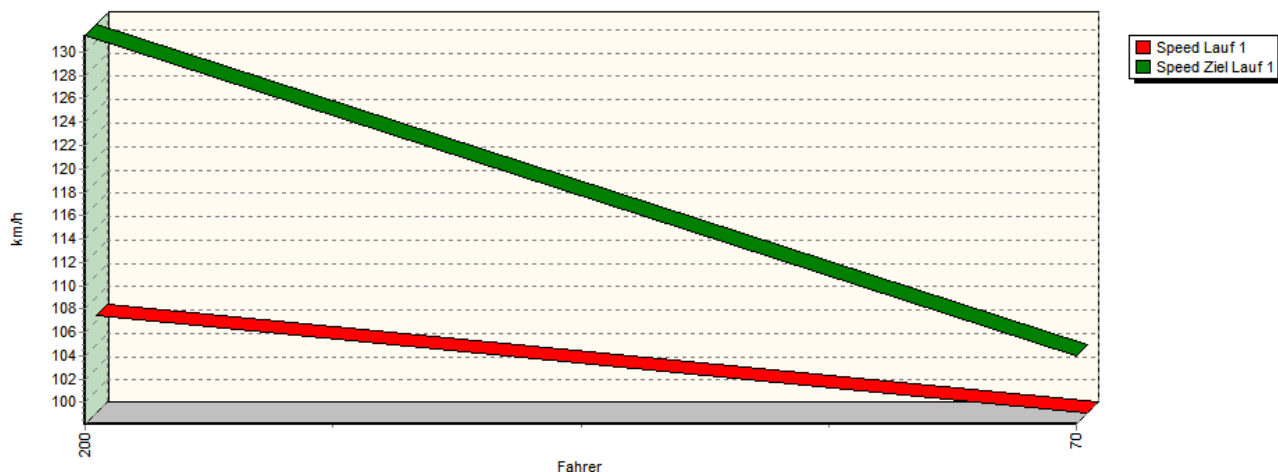
| Rg. | Nr. | Sektor 1 | Sektor 2 | Sektor 3 | Speed Ziel | Laufzeit | Speed (Lauf) | |
|-----|-----|---------------------------|-----------|--------------------------------|------------|-------------|--------------|------------|
| 1 | 73 | WAROQUIER Frédéric | | Renault Mégane 2 TC06 Solutior | | | | |
| | | Lauf 1: | 01:20.038 | 00:39.583 | 00:12.866 | 93,76 km/h | 02:12.487 | 50,27 km/h |
| | | Lauf 2: | 00:27.319 | 00:37.406 | 00:12.979 | 106,40 km/h | 01:17.704 | 85,71 km/h |
| | | Lauf 3: | 00:25.089 | 00:37.767 | 00:12.144 | 105,33 km/h | 01:15.000 | 88,80 km/h |

Sektorzeiten & Speeds

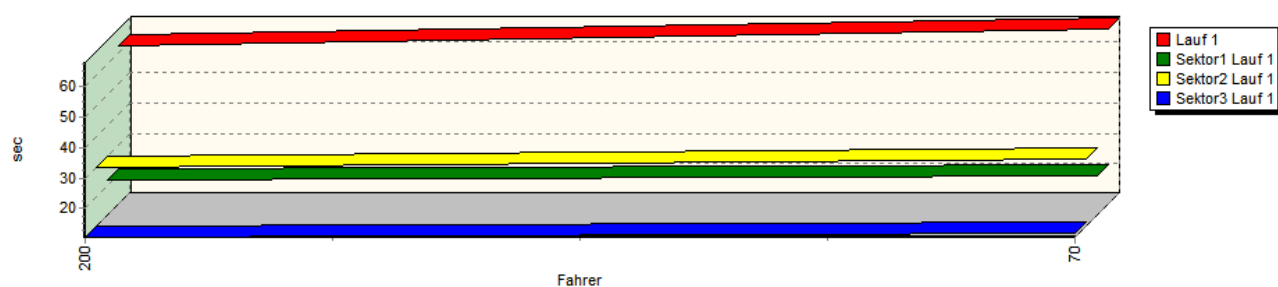
Groupe E2-SH + CM (DMSB, RACB, FFSA, RACE...)

Groupe E2-SH + CM (DMSB, RACB, FFSA, RACE...) Classe 29: +3000 ccm

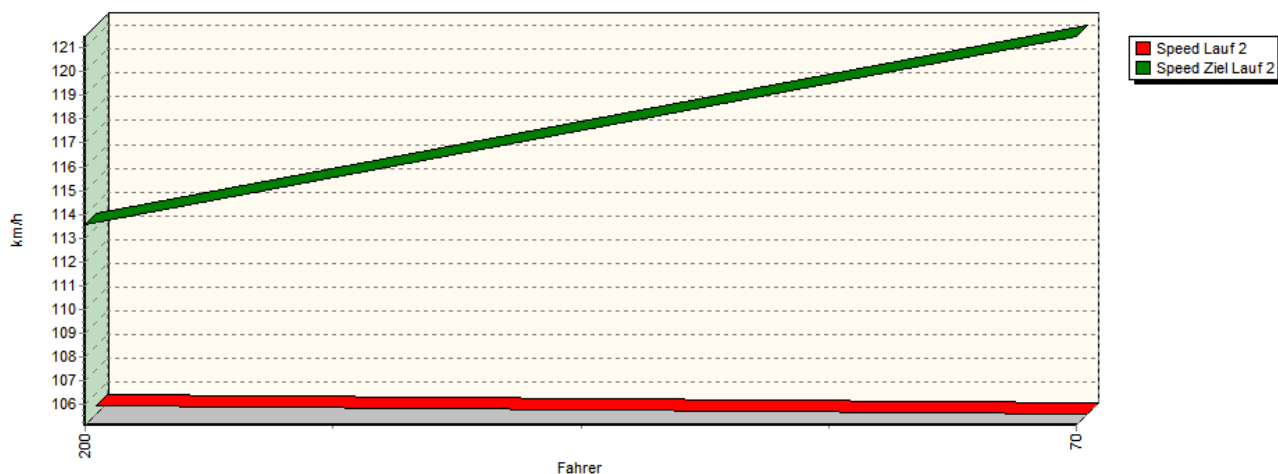
Speed-Diagramm Lauf 1



Sektor-Diagramm (Rest) Lauf 1



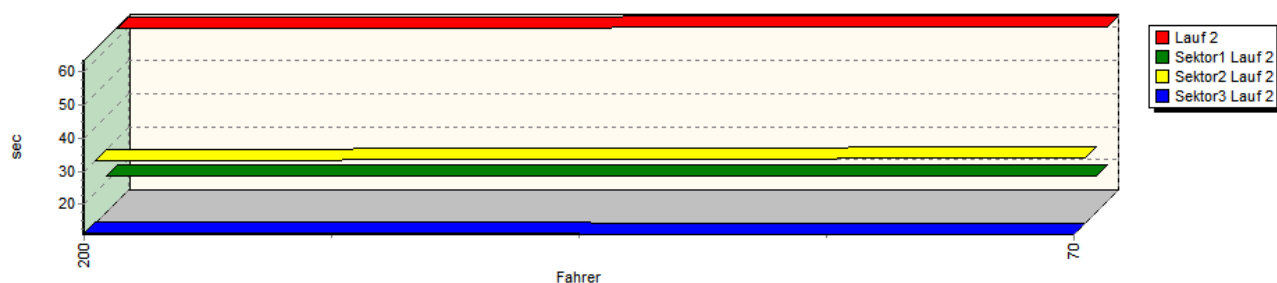
Speed-Diagramm Lauf 2



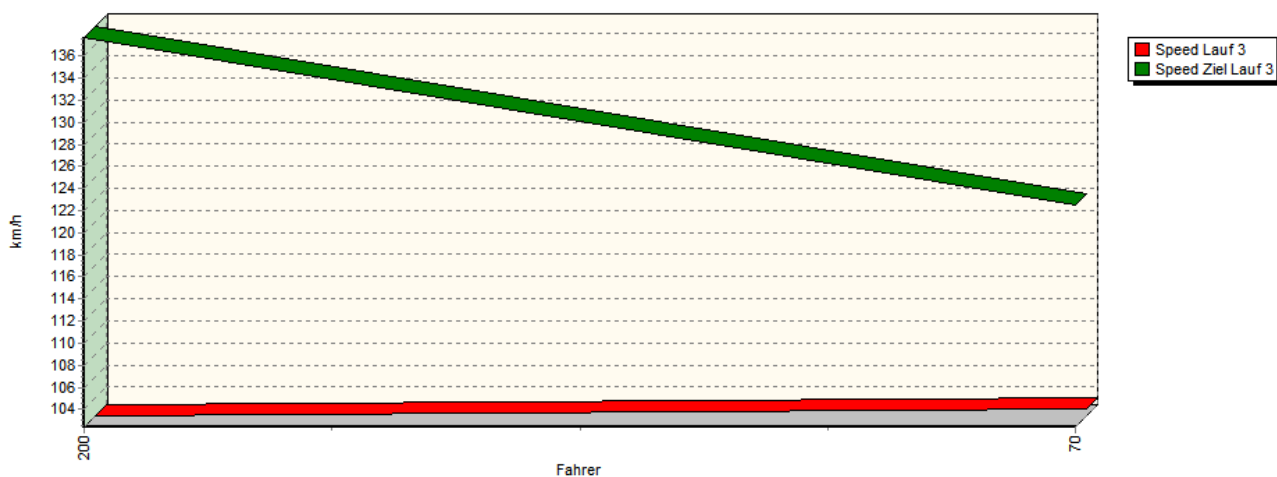
Sektorzeiten & Speeds

Groupe E2-SH + CM (DMSB, RACB, FFSA, RACE...)

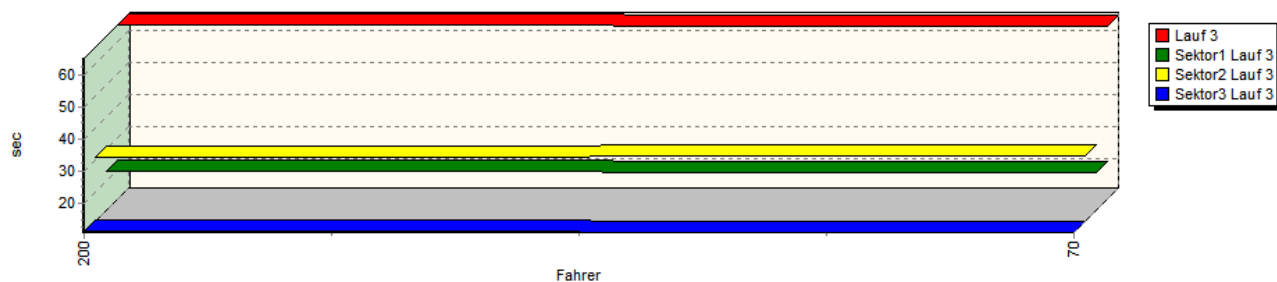
Sektor-Diagramm (Rest) Lauf 2



Speed-Diagramm Lauf 3



Sektor-Diagramm (Rest) Lauf 3



| Rg. | Nr. | Sektor 1 | Sektor 2 | Sektor 3 | Speed Ziel | Laufzeit | Speed (Lauf) | |
|-----|-----|------------------------|-----------|---------------------------|------------|-------------|--------------|-------------|
| 1 | 200 | HOVEMANN Holger | | Opel Kadett GT/R Risse V8 | | | | |
| | | Lauf 1: | 00:21.994 | 00:29.926 | 00:10.602 | 131,42 km/h | 01:02.522 | 106,52 km/h |
| | | Lauf 2: | 00:21.856 | 00:29.824 | 00:11.444 | 113,56 km/h | 01:03.124 | 105,51 km/h |
| | | Lauf 3: | 00:23.136 | 00:30.861 | 00:11.038 | 137,67 km/h | 01:05.035 | 102,41 km/h |



European Hill Race

Bergrennen in Eschdorf

6. - 7. Mai 2017

Luxemburger Bergmeisterschaft für Tourenwagen 2017

Luxemburger Bergmeisterschaft für Sportwagen 2017

DMSB Automobil-Berg-Cup 2017 / DMSB Team-Cup 2017

KW Berg-Cup 2017



Sektorzeiten & Speeds

Groupe E2-SH + CM (DMSB, RACB, FFSA, RACE...)

| Rg. | Nr. | | Sektor 1 | Sektor 2 | Sektor 3 | Speed Ziel | Laufzeit | Speed (Lauf) |
|-----|-----|------------------------|-----------|-----------------|-----------|-------------|-----------|--------------|
| 2 | 70 | BRUCKNER Gilles | | Lamera-Ford Cup | | | | |
| | | Lauf 1: | 00:23.357 | 00:32.432 | 00:12.068 | 103,97 km/h | 01:07.857 | 98,15 km/h |
| | | Lauf 2: | 00:21.657 | 00:30.723 | 00:10.956 | 121,47 km/h | 01:03.336 | 105,15 km/h |
| | | Lauf 3: | 00:22.712 | 00:31.138 | 00:10.799 | 122,51 km/h | 01:04.649 | 103,02 km/h |

